V 26.1

For more info, please contact us.

HUNTEC

SUZHOU HUNTEC INT'L TRADING CO., LTD.

Add.: 36 zijing street, Mudu Town, Wuzhong District,Suzhou, Jiangsu Province, China

Factory: Jiangxi Huntec Electrical Technology Co.,Ltd.

Add.:1829th Yangguang Avenue, Xinyu, Jiangxi Province, China

Email: info@cnhuntec.com

Tel: +86-0512-65577928

Website: www.cnhuntec.com

www.chikucontact.com

All images are reference only,any change without notification previously.All details and data subject to our final confirmation.

Sys - Function Contact Selection Guide

HUNTEC



SCREW TERMINAL BLOCKS

Electrical connection system

selection guide

HUNTEC

About us



Personnel: More than 700 employees, of which R&D engineers account for 15%

Service network: 7 direct marketing and service centers in Shanghai, Shenzhen, Dongguan, Suzhou, Hefei, Beijing and Nanjing

Design and manufacture: Full-chain production of product design, mold design and manufacturing, stamping, turning, injection molding, assembly and testing, with independent intellectual property

Certificates and systems: National high-tech enterprises, provincial scientific research centers, CNAS accredited laboratories, ISO9001, etc. Three systems in one, TUV, UL, CE, CQC and other certifications

Quality Policy：

Rigorous and realistic, Excellent quality
Excellent service, Sustainable development

COMPANY PROFILE

COMPANY VISION

we are committed to keeping China's electric connection technology in step with the world.

Creat better return on investment and experience for global customers.

COMPANY MISSION

We are committed to providing professional electrical connection solutions for our partners

COMPANY VALUE

Same goal,same ideal,
fighting together !











Application Areas

Industrial Automation

Industrial automation is the future trend which produce products by using auto control, auto adjustment device instead of manual operation.

Power

The safety, stability, and sufficient supply of electricity are important guarantees for the comprehensive, coordinated, and sustainable development of the national economy.

Mechanical Manufacture

Mechanical manufacture mainly includes power machinery, lifting and transportation machinery, chemical machinery, machine tools, and other mechanical equipment, which providing advanced equipment for the entire national economy.

Logistics Equipment

Logistics machinery is one of the main operational tools for modern enterprises, playing an important role in logistics operations and greatly promoting the rapid development of logistics.

Shipbuilding

From the changes in China's shipbuilding industry's share of the world shipbuilding market in the past decade, it can be seen that the proportion of China's shipbuilding industry in the global market is significantly increasing. China has become one of the important shipbuilding centers in the world.

Information and Communication

The arrival of the 5G era, with its characteristics of high speed, low latency, and the Internet of Things, is driving a new wave of technology.

Rail Transit

Rail transit mainly includes three categories: national railway system, intercity rail transit, and urban rail transit.

To be the Leader of Electrical connector

+

Application field











Content



RUT series rated voltage terminal blocks 001



ROT series screw terminal blocks 015



RUK series screw terminal blocks 018



RTB series economical screw terminal blocks 063

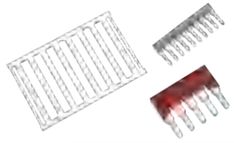

Accessories of terminal blocks 078

Common product plastic color identification 098

Qualification certificate 099



* Commonly used plastic products recommended color and identify definition, please refer to page 95

Products Content

RUT series Rated U_N=1000V screw terminal blocks

RUT series screw terminal block, rated voltage 1000V, using screw–in wiring method.
When wiring, the screw is twisted to drive the wire pressing frame to move, so that the wire is tightly connected to the conductive wire. The structure with self–locking function can ensure the stability of the product and the comfort of operation to the greatest extent possible. This series of products is reliable and convenient when wiring and installing, and is mainly used in high voltage or high–altitude situations.

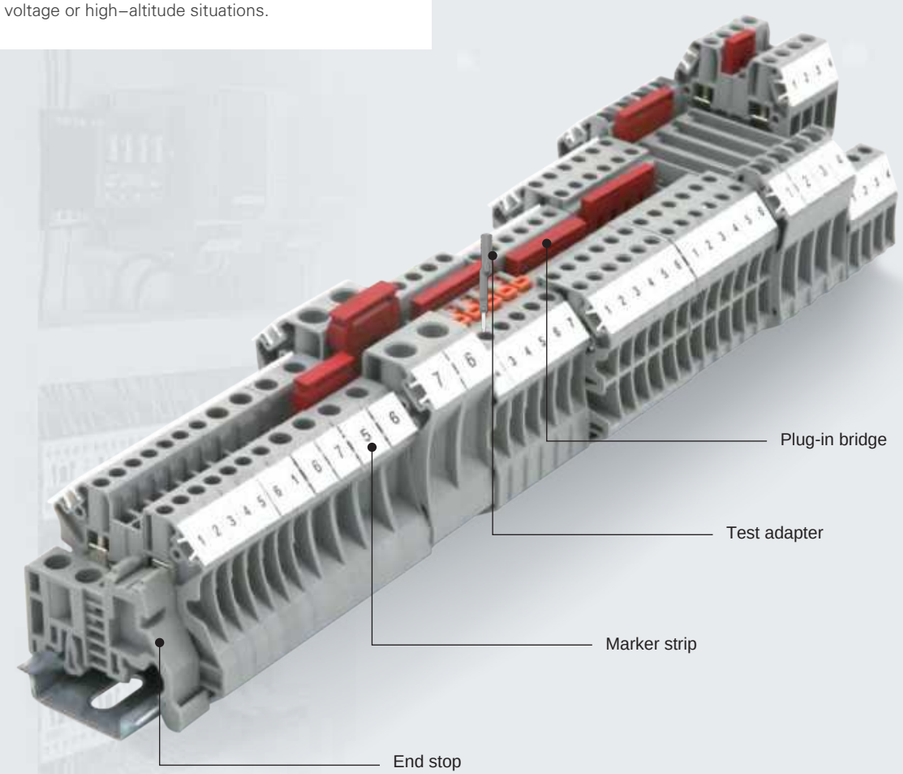


Connection schematic diagram


End cover


Plug–in bridge


Marker strip

RUT....
Universal screw terminal block
Rated U_N=1000V



RUT 2.5



RUT 4

Certificate					
		cec	Thickness 5.2	cec	Thickness 6.2
Description	Color	Type	Min packing qty	Type	Min packing qty
Terminal DIN rail:Umounted	grey blue red yellow	RUT 2.5 RUT 2.5 BU RUT 2.5 RD RUT 2.5 YE	60 60 60 60	RUT 4 RUT 4 BU RUT 4 RD RUT 4 YE	40 40 40 40
End cover		D-RUT 2.5/10	100	D-RUT 2.5/10	100
Bridge:Max 20 poles, cutting avaiable		FBS 2-5 FBS 3-5 FBS 4-5 FBS 5-5 FBS 10-5		FBS 2-6 FBS 3-6 FBS 4-6 FBS 5-6 FBS 10-6	
Group plate Grey		ATP-RUT		ATP-RUT	
Test adaptor Colour:Grey		RPAI-4		RPAI-4	
Straight screw driver		SZF 0.6 × 3.5		SZF 0.6×3.5	
Zack strip	WH OG	ZB 5 ZB 5 OG		ZB 6 ZB 6 OG	
Dimensions					
Thickness/width/plate thickness （U7.5 / U10 / U15 ）	mm mm	5.2 / 47.7 / 2.2 47.5 / 50 / 55		6.2 / 47.7 / 2.2 47.5 / 50 / 55	
In accordance with GB14048.1 / IEC947-7-1					
Solid/Stranded Max. rated current/voltage/cross section. Rated serge voltage/pollution class	mm^2 A /V /mm^2	0.25 - 4.0 / 0.25 - 4.0 32 / 1000 / 2.5 8 / 3		0.14 - 6.0 / 0.14 - 6.0 41 / 1000 / 4 8 / 3	
Connection capacity Stranded wire with ferrule with/without sleeve	mm^2	AWG 26 - 12 0.14 - 2.5 / 0.14 - 2.5		AWG 26 - 10 0.14 - 4.0 / 0.14 - 4.0	
Multi-wire connection (2 wires with the same cross-sectional area) Solid/Stranded Stranded wire with ferrule without sleeve Stranded wire with twin ferrule with sleeves	mm^2 mm^2 mm^2	0.14 - 1.5 / 0.14 - 1.5 0.14 - 1.5 0.14 - 1.5		0.14 - 1.5 / 0.14 - 1.5 0.25 - 1.5 0.5 - 2.5	
Stripping Length	mm	9			
Screw spec.		M 3		M 3	
Torque	Nm	0.5 - 0.6		0.6 - 0.7	
Insolation material		PA		PA	
In accordance with GB30847 / UL94		V 0		V 0	
Certification data					
Rated Voltage/Current	GB: V / A	1000 / 24		1000 / 32	
Executive standard		IEC 60947-7-1 GB/T 14048.7		IEC 60947-7-1 GB/T 14048.7	

RUT....
Universal screw terminal block
Rated U_N=1000V



RUT 6



RUT 10

Certificate			cec Thickness 8.2		cec Thickness 10.2
Description		Color	Type	Min packing qty	Type	Min packing qty
Terminal DIN rail:Umounted		grey blue red yellow	RUT 6 RUT 6 BU RUT 6 RD RUT 6 YE	40 40 40 40	RUT 10 RUT 10 BU RUT 10 RD RUT 10 YE	40 40 40 40
End cover			D-RUT 2.5/10	100	D-RUT 2.5/10	100
Bridge:Max 20 poles, cutting avaiable			FBS 2-8 FBS 3-8 FBS 4-8 FBS 5-8 FBS 10-8		FBS 2-10 FBS 5-10	
Group plate Grey			ATP-RUT		ATP-RUT	
Test adaptor Colour:Grey			RPAI-4		RPAI-4	
Straight screw driver			SZF 1.0 × 4.0		SZF 1.0×4.0	
Zack strip		WH OG	ZB 8 ZB 8 OG		ZB 10 ZB 10 OG	
Dimensions						
Thickness/width/plate thickness （U7.5 / U10 / U15 ）		mm mm	8.2 / 47.7 / 2.2 47.5 / 50 / 55		10.2 / 47.7 / 2.2 47.5 / 50 / 55	
In accordance with GB14048.1 / IEC947-7-1						
Solid/Stranded Max. rated current/voltage/cross section. Rated serge voltage/pollution class		mm^2 A /V /mm^2	0.2 - 10 / 0.2- 10 57 / 1000 / 6 8 / 3		0.5 - 16 / 0.5 - 16 76 / 1000 / 10 8 / 3	
Connection capacity Stranded wire with ferrule with/without sleeve		mm^2	AWG 24 - 12 0.2 - 6 / 0.2 - 6		AWG 20 - 6 0.5 - 10 / 0.5 - 10	
Multi-wire connection (2 wires with the same cross-sectional area)						
Solid/Stranded Stranded wire with ferrule without sleeve Stranded wire with twin ferrule with sleeves		mm^2 mm^2 mm^2	0.2 - 2.5 / 0.2 - 2.5 0.25 - 1.5 0.25 - 4		0.5 - 4 / 0.5 - 4 0.5 - 2.5 0.5 - 6	
Stripping Length		mm	10			
Screw spec.			M 4		M 4	
Torque		Nm	1.5 - 1.6		1.5 - 1.6	
Insolation material			PA		PA	
In accordance with GB30847 / UL94			V 0		V 0	
Certification data						
Rated Voltage/Current		GB: V / A	1000 / 41		1000 / 57	
Executive standard			IEC 60947-7-1 GB/T 14048.7		IEC 60947-7-1 GB/T 14048.7	

RUT....
Universal screw terminal block
Rated U_N=1000V



RUT 16

Certificate		cec Thickness 12. 2	
Description	Color	Type	Min packing qty
Terminal DIN rail:Umounted	grey blue red yellow	RUT 16 RUT 16 BU RUT 16 RD RUT 16 YE	40 40 40 40
End cover		D-RUT 16	100
Bridge:Max 20 poles, cutting avaiable		FBS 2-12	
Terminal Fix Component DIN rail:U		E/AL-TS35	
Straight screw driver		SZF 1.0×6.5	
Zack strip	WH BU org.	ZB 12 ZB 12 OG	
Dimensions			
Thickness/width/plate thickness （U7.5 / U10 / U15 ）	mm mm	12 / 55.3 / 2.2 55 / 57.5 / 62.5	
In accordance with GB14048.1 / IEC947-7-1			
Solid/Stranded Max. rated current/voltage/cross section. Rated serge voltage/pollution class	mm^2 A /V /mm^2 Kv / -	1.5 - 25 / 1 - 25 101 / 1000 / 16 8 / 3	
Connection capacity Stranded wire with ferrule with/without sleeve	mm^2	AWG 16 - 4 1 - 16 / 1 - 16	
Multi-wire connection (2 wires with the same cross-sectional area)			
Solid/Stranded Stranded wire with ferrule without sleeve Stranded wire with twin ferrule with sleeves	mm^2 mm^2 mm^2	1 - 6 / 1 - 6 1 - 6 0.75 - 10	
Stripping Length	mm	14	
Screw spec.	Nm	M 5	
Torque		2.5 -2.6	
Insolation material		PA	
In accordance with GB30847 / UL94		V 0	
Certification data			
Rated Voltage/Current	GB: V / A	1000 / 76	
Executive standard		IEC 60947-7-1 GB/T 14048.7	

RUT...PE
Ground terminal block



RUT 2.5-PE

RUT 4-PE

Description	Color	Type	Min packing qty	Type	Min packing qty
		Thickness 5.2		Thickness 6.2	
Terminal DIN rail:Umounted	yellow/green	RUT 2.5-PE	60	RUT 4-PE	40
End cover		D-RUT 2.5/10	100	D-RUT 2.5/10	100
Bridge:Max 20 poles, cutting avaiable		FBS 2-5 FBS 3-5 FBS 4-5 FBS 5-5 FBS 10-5		FBS 2-6 FBS 3-6 FBS 4-6 FBS 5-6 FBS 10-6	
Group plate		ATP-RUT		ATP-RUT	
Test adaptor Colour:Grey		RPAI-4		RPAI-4	
Straight screwdriver		SZF 0.6×3.5		SZF 0.6×3.5	
Zack strip	WH BU org.	ZB 5 ZB 5 OG		ZB 6 ZB 6 OG	
Dimensions					
Thickness/width/plate thickness	mm	5.2 / 47.7 / 2.2		6.2 / 47.7 / 2.2	
（U7.5 / U10 / U15）	mm	47.5 / 50 / 55		47.5 / 50 / 55	
In accordance with GB14048.1 /GB14048.7 /GB14048.8					
Solid/Stranded	mm^2	0.25 - 4.0 / 0.25 - 4.0		0.14 - 6.0 / 0.14 - 6.0	
Max. rated current/voltage/cross section.	A /V /mm^2	- / - / 2.5		- / - / 4	
Rated serge voltage/pollution class	Kv / -	8 / 3		8 / 3	
Connection capacity		AWG 26 - 12		AWG 26 - 10	
Stranded wire with ferrule with/without sleeve	mm^2	0.14 - 2.5 / 0.14 - 2.5		0.14 - 4.0 / 0.14 - 4.0	
Multi-wire connection (2 wires with the same cross-sectional area)					
Solid/Stranded	mm^2	0.14 - 1.5 / 0.14 - 1.5		0.14 - 1.5 / 0.14 - 1.5	
Stranded wire with ferrule without sleeve	mm^2	0.14 - 1.5		0.25 - 1.5	
Stranded wire with twin ferrule with sleeves	mm^2	0.14 - 1.5		0.5 - 2.5	
Stripping Length	mm	9		9	
Screw spec.	Nm	M 3		M 3	
Torque		0.5 - 0.6		0.6 - 0.7	
Insolation material		PA		PA	
In accordance with GB30847 / UL94		V 0		V 0	
Certification data					
Rated Voltage/Current	GB: V / A	- / -		- / -	
Executive standard		IEC 60947-7-2 GB/T 14048.8		IEC 60947-7-2 GB/T 14048.8	

RUT...PE
Ground terminal block



RUT 6-PE



RUT 10-PE

Description	Color	Type	Min packing qty	Type	Min packing qty
		Thickness 8.2		Thickness 10.2	
Terminal DIN rail:Umounted	yellow/green	RUT 6-PE	40	RUT 10-PE	40
End cover		D-RUT 2.5/10		D-RUT 2.5/10	
Bridge:Max 20 poles, cutting avaiable		FBS 2-8 FBS 3-8 FBS 4-8 FBS 5-8 FBS 10-8		FBS 2-10 FBS 5-10	
Group plate		ATP-RUT		ATP-RUT	
Test adaptor Colour:Grey		RPAI -4		RPAI -4	
Straight screwdriver		SZF 1.0×4.0		SZF 1.0×4.0	
Zack strip	WH BU org.	ZB 8 ZB 8 - OG		ZB 10 ZB 10 - OG	
Dimensions					
Thickness/width/plate thickness	mm	8.2 / 47.7 / 2.2		10.2 / 47.7 / 2.2	
（U7.5 / U10 / U15）	mm	47.5 / 50 / 55 / -		47.5 / 50 / 55 / -	
In accordance with GB14048.1 /GB14048.7 /GB14048.8					
Solid/Stranded	mm^2	0.2 - 10 / 0.2 - 10		0.5 - 16 / 0.5 - 16	
Max. rated current/voltage/cross section.	A /V /mm^2	- / - / 6		- / - / 10	
Rated serge voltage/pollution class	Kv / -	8 / 3		8 / 3	
Connection capacity		AWG 24 - 12		AWG 20 - 6	
Stranded wire with ferrule with/without sleeve	mm^2	0.2 - 6.0 / 0.2 - 6.0		0.5 - 10 / 0.5 - 10	
Multi-wire connection (2 wires with the same cross-sectional area)					
Solid/Stranded	mm^2	0.2 - 2.5 / 0.2 - 2.5		0.5 - 4 / 0.5 - 4	
Stranded wire with ferrule without sleeve	mm^2	0.25 - 1.5		0.5 - 2.5	
Stranded wire with twin ferrule with sleeves	mm^2	0.25 - 4		0.5 - 6	
Stripping Length	mm	10		10	
Screw spec.	Nm	M 4		M 4	
Torque		1.5 -1.6		1.5 -1.6	
Insolation material		PA		PA	
In accordance with GB30847 / UL94		V 0		V 0	
Certification data					
Rated Voltage/Current	GB: V / A	- / -		- / -	
Executive standard		IEC 60947-7-2 GB/T 14048.8		IEC 60947-7-2 GB/T 14048.8	

RUT...TWIN
Universal screw terminal block
1 in 2 out



RUT 2.5-TWIN



RUT 4-TWIN

Certificate			Thickness 5.2		Thickness 6.2
Description	Color	Type	Min packing qty	Type	Min packing qty
Terminal DIN rail:Umounted	grey	RUT 2.5-TWIN	40	RUT 4-TWIN	30
	blue	RUT 2.5-TWIN BU	40	RUT 4-TWIN BU	30
	red	RUT 2.5-TWIN RD	40	RUT 4-TWIN RD	30
	yellow	RUT 2.5-TWIN YE	40	RUT 4-TWIN YE	30
End cover Colour:Grey		D-RUT 2.5-TWIN	100	D-RUT 4-TWIN	100
Bridge:Max 20 poles, cutting avaiable		FBS 2-5 FBS 3-5 FBS 4-5 FBS 5-5 FBS 10-5		FBS 2-6 FBS 3-6 FBS 4-6 FBS 5-6 FBS 10-6	
Group plate		ATP-RUT-TWIN		ATP-RUT-TWIN	
Test adaptor Colour:Grey		RPAI-4		RPAI-4	
Straight screwdriver		SZF 0.6×3.5		SZF 0.6×3.5	
Zack strip	WH	ZB 5		ZB 6	
	Org.	ZB 5 OG		ZB 6 BU ZB 6 OG	
Dimensions					
Thickness/width/plate thickness	mm	5.2 / 57.8 / 2.2		6.2 / 56.8 / 2.2	
（U7.5 / U10 / U15）	mm	47.5 / 50 / 55		47.5 / 50 / 55	
In accordance with GB14048.1 /GB14048.7 /GB14048.8					
Solid/Stranded	mm^2	0.14 - 4.0 / 0.14 - 4.0		0.14 - 6.0 / 0.14 - 6.0	
Max. rated current/voltage/cross section.	A /V /mm^2	32 / 500 / 2.5		41 / 1000 / 4	
Rated serge voltage/pollution class	Kv / -	6 / 3		8 / 3	
Connection capacity		AWG 26 - 12		AWG 26 - 10	
Stranded wire with ferrule with/without sleeve	mm^2	0.14 - 2.5 / 0.14 - 2.5		0.14 - 4.0 / 0.14 - 4.0	
Multi-wire connection (2 wires with the same cross-sectional area)					
Solid/Stranded	mm^2	0.14 - 1.5 / 0.14 - 1.5		0.14 - 1.5 / 0.14 - 1.5	
Stranded wire with ferrule without sleeve	mm^2	0.14 - 1.5		0.25 - 1.5	
Stranded wire with twin ferrule with sleeves	mm^2	0.5-1.5		0.5 - 1	
Stripping Length	mm	9		9	
Screw spec.		M 3		M 3	
Torque	Nm	0.5 - 0.6		0.6 - 0.7	
Insolation material		PA		PA	
In accordance with GB30847 / UL94		V 0		V 0	
Certification data					
Rated Voltage/Current	GB: V / A	500 / 24		1000 / 32	
Executive standard		IEC 60947-7-1 GB/T 14048.7		IEC 60947-7-1 GB/T 14048.7	

RUT...QUATTRO
Universal screw terminal block
2 in 2 out



RUT 2.5-QUATTRO



RUT 4-QUATTRO-HV

Certificate			Thickness 5.2		Thickness 6.2
Description	Color	Type	Min packing qty	Type	Min packing qty
Terminal DIN rail:Umounted	grey	RUT 2.5-QUATTRO	40	RUT 4-QUATTRO-HV	60
	blue	RUT 2.5-QUATTRO BU	40	RUT 4-QUATTRO-HV BU	60
	red	RUT 2.5-QUATTRO RD	40	RUT 4-QUATTRO-HV RD	60
	yellow	RUT 2.5-QUATTRO YE	40	RUT 4-QUATTRO-HV YE	60
End cover Colour:Grey		D-RUT 2.5-QUATTRO	100	D-RUT 4-QUATTRO-HV	100
Bridge:Max 20 poles, cutting avaiable		FBS 2-5 FBS 3-5 FBS 4-5 FBS 5-5 FBS 10-5		FBS 2-6 FBS 3-6 FBS 4-6 FBS 10-6	
Group plate		ATP-RUT-QUATTRO		ATP-RUT-QUATTRO	
Test adaptor Colour:Grey		RPAI-4		RPAI-4	
Straight screwdriver		SZF 0.6×3.5		SZF 0.6×3.5	
Zack strip	WH	ZB 5		ZB 6	
	Org.	ZB 5 OG		ZB 6 OG	
Dimensions					
Thickness/width/plate thickness	mm	5.2 / 64.5 / 2.2		6.2 / 65.4 / 2.2	
（U7.5 / U10 / U15）	mm	50 / 52.5 / 57.5		50 / 52.5 / 57.5	
In accordance with GB14048.1 /GB14048.7 /GB14048.8					
Solid/Stranded	mm^2	0.14 - 4.0 / 0.14 - 4.0		0.14 - 6.0 / 0.14 - 6.0	
Max. rated current/voltage/cross section.	A /V /mm^2	32 / 500 / 2.5		39 / 1000 / 4	
Rated serge voltage/pollution class	Kv / -	6 / 3		8 / 3	
Connection capacity		AWG 26 - 12		AWG 26 - 10	
Stranded wire with ferrule with/without sleeve	mm^2	0.14 - 2.5 / 0.14 - 2.5		0.14 - 4.0 / 0.14 - 4.0	
Multi-wire connection (2 wires with the same cross-sectional area)					
Solid/Stranded	mm^2	0.14 - 1.5 / 0.14 - 1.5		0.14 - 1.5 / 0.14 - 1.5	
Stranded wire with ferrule without sleeve	mm^2	0.25 - 1.5		0.25 - 1.5	
Stranded wire with twin ferrule with sleeves	mm^2	0.5 - 1		0.5 - 1	
Stripping Length	mm			9	
Screw spec.		3		M 3	
Torque	Nm	0.5 - 0.6		0.5 - 0.8	
Insolation material		PA		PA	
In accordance with GB30847 / UL94		V 0		V 0	
Certification data					
Rated Voltage/Current	GB: V / A	500 / 24		1000 / 32	
Executive standard		IEC 60947-7-1 GB/T 14048.7		IEC 60947-7-1 GB/T 14048.7	

RUTTB

Universal double-level screw terminal block

Rated U_N=1000V





	RUTTB 4		RUTTB 4-MT	
Certificate	cec	Thickness 6.2		Thickness 6.2
Description / Color	Type	Min packing qty	Type	Min packing qty
Terminal block DIN rail:U — grey	RUTT B4	50	RUTT B4-MT	40
blue	RUTT B4 BU	50	RUTT B4-MT BU	40
red	RUTT B4 RD	50	RUTT B4-MT RD	40
yellow	RUTT B4 YE	50	RUTT B4-MT YE	40
green	RUTT B4 GN	50	RUTT B4-MT GN	40
End cover	D-RUTTB 4	100	D-RUTTB 4	100
Space compensation plate	DP-RUTTB 4		DP-RUTTB 4	
Bridge:Max 20 poles, cutting avaiable	FBS 2-6		FBS 2-6	
	FBS 3-6		FBS 3-6	
	FBS 4-6		FBS 4-6	
	FBS 5-6		FBS 5-6	
	FBS 10-6		FBS 10-6	
Group plate Colour:Grey	ATP-RUTTB		ATP-RUTTB	
Test adaptor Colour:Grey	RPAI - 4		RPAI - 4	
Straight screwdriver	SZF 0.6×3.5		SZF 0.6×3.5	
Zack strip — WH	ZB 6		ZB 6	
org.	ZB 6 OG		ZB 6 OG	
Dimension				
Thickness/width/plate thickness (mm)	6.2 / 71.4/2.2		6.2 / 71.4/2.2	
（U7.5 / U10 / U15） (mm)	66/68.5 / 73.5		68.5/71.5 / 76.5	
In accordance with GB14048.1 /IEC60947-7-1				
Solid/Stranded (mm^2)	0.2 – 6.0 / 0.2 – 6		0.14 – 6.0 / 0.14 – 4	
Max. rated current/voltage/cross section. (A /V /mm^2)	36 / 1000 / 4		20 / 500 / 4	
Rated serge voltage/pollution class (Kv / -)	8 / 3		8 / 3	
Connection capacity	AWG 24 - 10		AWG 24 - 10	
Stranded wire with ferrule with/without sleeve (mm^2)	0.25 - 4 / 0.25 - 4		0.25 - 4 / 0.25 - 4	
Multi-wire connection (2 wires with the same cross-sectional area)				
Solid/Stranded (mm^2)	0.14 – 1.5 / 0.14 - 1.5		0.14 – 1.5 / 0.14 - 1.5	
Stranded wire with ferrule without sleeve (mm^2)	0.14 - 1.5		0.14 - 1.5	
Stranded wire with twin ferrule with sleeves (mm^2)	0.5-1		0.5-1	
Stripping Length (mm)	9		9	
Insolation material (Nm)	PA		PA	
In accordance with GB30847 / UL94	V 0		V 0	
Certification data				
Rated Voltage/Current (GB: V / A)	1000 / 32		500 / 20	
Standard	IEC 60947-7-1 GB/T 14048.7		IEC 60947-7-1 GB/T 14048.7	

RUT2.5-3L

Triple-deck terminal block



	RUT2.5-3L	
	Thickness 5.2	
Description / Color	Type	Min packing qty
Terminal block DIN rail:U — grey	RUT2.5-3L	25
blue	RUT2.5-3L BU	25
red	RUT2.5-3L RD	25
yellow	RUT2.5-3L YE	25
green	RUT2.5-3L GN	25
End cover	D-RUT2.5-3L	100
Space compensation plate		
Bridge:Max 20 poles, cutting avaiable	FBS 2-5	
	FBS 3-5	
	FBS 4-5	
	FBS 5-5	
	FBS 10-5	
Group plate Colour:Grey	ATP-RUTTB	
Test adaptor Colour:Grey	RPAI - 4	
Straight screwdriver	SZF 0.6×3.5	
Zack strip — WH	ZB 5	
org.	ZB 5 OG	
Dimension		
Thickness/width/plate thickness (mm)	5.2 / 71.4/2.2	
（U7.5 / U10 / U15） (mm)	66/68.5 / 73.5	
In accordance with GB14048.1 /IEC60947-7-1		
Solid/Stranded (mm^2)	0.14 – 4.0 / 0.14 – 2.5	
Max. rated current/voltage/cross section. (A /V /mm^2)	19 / 500 / 4	
Rated serge voltage/pollution class (Kv / -)	8 / 3	
Connection capacity	AWG 24 - 14	
Stranded wire with ferrule with/without sleeve (mm^2)	0.25 - 4 / 0.25 - 4	
Multi-wire connection (2 wires with the same cross-sectional area)	0.14 – 1.5 / 0.14 - 1.5	
Solid/Stranded (mm^2)	0.14 - 1.5	
Stranded wire with ferrule without sleeve (mm^2)	0.5-1	
Stranded wire with twin ferrule with sleeves (mm^2)		
Stripping Length (mm)	9	
Insolation material (Nm)	PA	
In accordance with GB30847 / UL94	V 0	
Certification data		
Rated Voltage/Current (GB: V / A)	500 / 24	
Standard	IEC 60947-7-1 GB/T 14048.7	

RUT
Universal fuse terminal block

Universal disconnect lever fuse type can be installed on 5x20mm G type, double brige can distribute point.
RUT 4-HEDI and RUT 4-HESI looking exactly the same.





RUT 4-HESI

5 × 20mm G type fuse

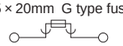

RUT 4-HEDI

Can be segmented, with fixing screw

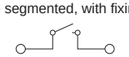

Certificate			Thickness 8.2		Thickness 8.2
Description	Colour	Type	Min packing qty	Type	Min packing qty
Fuse terminal block, fuse size 5x20 Use for installing on "U" type general rail	Grey	RUT 4-HESI	50		
with indicator light 12-30V[2]	Grey	RUT 4-HESI LED 24	50		
With indicator light 30-60V[2]	Grey	RUT 4-HESI LED 60	50		
With indicator light 110-220V[2]	Grey	RUT 4-HESI LED 250	50		
Disconnect terminal block	Grey			RUT 4-HEDI	50
End cover		D-RUT 4-HESI	100	D-RUT 4-HESI	100
Connection pin: Color: white		/		/	
Straight screwdriver		SZF 0.6×3.5		SZF 0.6×3.5	
Zack strip	WH	ZB 8		ZB 8	
	BU	ZB 8 BU		ZB 8 BU	
	org.	ZB 8 OG		ZB 8 OG	
Dimension					
Thickness/width	mm	8.2 / 57.8		8.2 / 57.8	
Height（U7.5 /U10 /U15）	mm	73 / 75.5 / 80.5		73 / 75.5 / 80.5	
In accordance with GB14048.1 /IEC60947-7-1					
Solid/Stranded	mm^2	0.14 - 6 / 0.14 - 6		0.14 - 6 / 0.14 - 6	
Max. rated current[3)4)]/voltage[1)3)]/cross section.	A /V /mm	6.3[1)3)] / 500 / 6		20 / 500 / 6	
Rated serge voltage/pollution class	Kv / -	8 / 3		8 / 3	
Connection capacity		AWG 26 - 10		AWG 26 - 10	
Stranded wire with ferrule with/without sleeve	mm^2	0.14 - 4 / 0.14 - 4		0.14 - 4 / 0.14 - 4	
Multi-wire connection (2 wires with the same cross-sectional area)					
Solid/Stranded	mm^2	0.14 - 1.5 / 0.14 - 1.5		0.14 - 1.5 / 0.14 - 1.5	
Stranded wire with ferrule without sleeve	mm^2	0.25 - 1.5		0.25 - 1.5	
Stranded wire with twin ferrule with sleeves	mm^2	0.5 - 2.5		0.5 - 2.5	
Stripping Length	mm	9		9	
Screw spec.		M 3		M 3	
Torque	Nm	0.5 - 0.6		0.5 - 0.6	
Insolation material		PA		PA	
In accordance with GB30847 / UL94		V 0		V 0	
Certification data					
Rated Voltage/Current	GB: V / A	500 / 6.3		500 / 16	
Standard		IEC 60947-7-3 GB/T 14048.18		IEC 60947-7-1 GB/T 14048.7	

[1)] Voltage 500V when used as disconnect terminal block.
[2)] If the fuse is blown, there is still a weak current in the subsequent circuit that is not enough to drive the load.
[3)] The current is determined by the installed fuse, and the voltage is determined by the selected light-emitting indicator.
[4)] Note the maxpower dissipation of the fuse.

RUT4-L/HESI
Cantilever fuse terminal block

RUT4-L/HEDI
Knife disconnect terminal block





RUT4-L/HESI

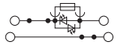

RUT4-L/HEDI

Can be segmented, with fixing screw

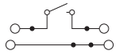

Certificate			Thickness 6.2		Thickness 6.2
Description	Colour	Type	Min packing qty	Type	Min packing qty
Fuse terminal block, fuse size 5x20 Use for installing on "U" type general rail	black	RUT4-L/HESI	50		
with indicator light 12-30V[2]	black	RUT4-L/HESI LED 24	50		
With indicator light 30-60V[2]	black	RUT4-L/HESI LED 60	50		
With indicator light 110-220V[2]	black	RUT4-L/HESI LED 250	50		
Disconnect terminal block	black			RUT4-L/HEDI	50
Straight screwdriver		SZF 0.6×3.5		SZF 0.6×3.5	
Zack strip	WH	ZB 8		ZB 8	
Color: white	BU	ZB 8 BU		ZB 8 BU	
	org.	ZB 8 OG		ZB 8 OG	
Dimension					
Thickness/width	mm	6.2 / 82.3		6.2 / 82.3	
Height（U7.5 /U10 /U15）	mm	101.7 / 104.2 / 109.2		73 / 75.5 / 80.5	
In accordance with GB14048.1 /IEC60947-7-1					
Solid/Stranded	mm^2 [2]	0.14 - 4 / 0.14 - 4		0.14 - 4 / 0.14 - 4	
Max. rated current[3)4)]/voltage[1)3)]/cross section.	A /V /mm^2	6.3[1)3)] / 500 / 4		28 / 500 / 4	
Rated serge voltage/pollution class	Kv / -	8 / 3		8 / 3	
Stranded wire with ferrule with/without sleeve	mm^2	0.14 - 4 / 0.14 - 4		0.14 - 4 / 0.14 - 4	
Multi-wire connection (2 wires with the same cross-sectional area)					
Solid/Stranded	mm^2	0.14 - 1.5 / 0.14 - 1.5 0.25 - 1.5		0.14 - 1.5 / 0.14 - 1.5 0.25 - 1.5	
Stranded wire with ferrule without sleeve	mm^2	0.5 - 2.5		0.5 - 2.5	
Stranded wire with twin ferrule with sleeves	mm^2				
Stripping Length	mm	9		9	
Screw spec.		M 3		M 3	
Torque	Nm	0.5 - 0.6		0.5 - 0.6	
Insolation material		PA		PA	
In accordance with GB30847 / UL94		V 0		V 0	
Certification data					
Level 1 :Rated Voltage/Current	GB: V / A	500 / 6.3		500 / 16	
Level 2 :Rated Voltage/Current	GB: V / A	500 / 32		500 / 32	
Standard		IEC 60947-7-3 GB/T 14048.18		IEC 60947-7-1 GB/T 14048.7	

RUT4-MT
Knife disconnect terminal block
Rated U_N=500V



RUT 4-MT



RUT 4-MT-P/P

Certificate				Thickness 6.2		Thickness 6.2
Description	Colour	Type		Min packing qty	Type	Min packing qty
Terminal block DIN rail:U	grey	RUT4-MT		50		
	blue	RUT4-MT	BU	50		
	red	RUT4-MT	RD	50		
	yellow	RUT4-MT	YE	50		
U type din rail mounted Connecting screw with test socket	grey				RUT4-MT-P/P	40
	blue				RUT4-MT-P/P BU	40
	red				RUT4-MT-P/P RD	40
	yellow				RUT4-MT-P/P YE	40
Inserted bridge: Neighboring ternimal block achieve horizontal connecting, insert/pull directly. Max 20 poles, divisible. Colour：red		FBS 2-6 FBS 3-6 FBS 4-6 FBS 5-6 FBS 10-6			FBS 2-6 FBS 3-6 FBS 4-6 FBS 5-6 FBS 10-6	
Test adaptor Colour：grey		RPAI - 4			RPAI - 4	
Straight screwdriver		SZF 0.6×3.5			SZF 0.6×3.5	
Zack strip	WH	ZB 6			ZB 6	
	BU	ZB 6 OG			ZB 6 OG	
	org.					
Dimension						
Thickness/width	mm	6.2 / 57.8/ -			6.2 / 57.8/ -	
Height（U7.5 /U10 /U15）	mm	49.1/ 51.6 /56.6			49.1/ 51.6 /56.6	
In accordance with GB14048.1 /IEC60947-7-1						
Solid/Stranded	mm^2	0.14 – 6 / 0.14 – 6			0.14 – 6 / 0.14 – 6	
Max. rated current/voltage/cross section.	A /V /mm^2	20 / 500 / 4			20 / 500 / 4	
Rated serge voltage/pollution class	Kv / -	6 / 3			6 / 3	
Connection capacity		AWG 26 - 10			AWG 26 - 10	
Stranded wire with ferrule with/without sleeve	mm^2	0.14-4 / 0.14-4			0.14-4 / 0.14-4	
Multi-wire connection (2 wires with the same cross-sectional area)						
Solid/Stranded	mm^2	0.14 – 1.5 / 0.14 - 1.5			0.14 – 1.5 / 0.14 - 1.5	
Stranded wire with ferrule without sleeve	mm^2	0.14 - 1.5			0.14 - 1.5	
Stranded wire with twin ferrule with sleeves	mm^2	0.5-2.5			0.5-2.5	
Stripping Length	mm	9			9	
Screw spec.		M 3			M 3	
Torque	Nm	0.6 - 0.7			0.6 - 0.7	
Insolation material		PA			PA	
In accordance with GB30847 / UL94		V 0			V 0	
Certification data						
Rated Voltage/Current	GB: V / A	500 / 20			500 / 20	
Standard		IEC 60947-7-1 GB/T 14048.7			IEC 60947-7-1 GB/T 14048.7	

RUT6-RTK/S
Disconnect test terminal block

These terminal blocks are very easy to use for all test connections in transformer secondary circuits, They possess on both sides of the common mode disconnect point one auxiliary connection point for fixed or switchable cross connections, these auxiliary connections are designed as “domes” with 4mm internal diameter. Which allows a test plug to be inserted directly

Only two terminal blocks are necessary for a simple current transformer test circuit. This means fewer terminal blocks and less space required in comparison with a circuit using feed through terminal blocks. Further advantages are: the few accessories can be easily mounted, excellent circuit clarify, convenient handling.

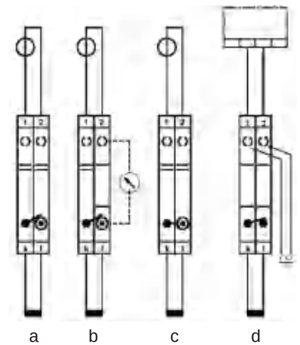

simple current transformer test circuit
a = normal operation
b = measured value testing
c = current transformer testing—short circuit
d = relay --testing

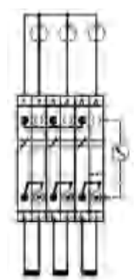

three phase transducer testing sets

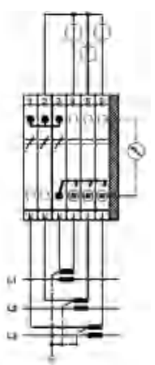

three phase linked transducer test sets



Open status



RUT 6-RTK/S

Certificate			Thickness 8.2
Description	Color	Type	Min packing qty
Terminal block With universal foot for mounting, “G” or “U”	grey	RUT 6-RTK/S	30
	blue	RUT 6-RTK/S BU	30
	red	RUT 6-RTK/S RD	30
	yellow	RUT 6-RTK/S YE	30
End cover		D -RUT 6-RTK	100
Fix bridge：for cross-connection in the terminal center, screw heads with insulating collar, 10 pots, divisible, with 10 screws		FB 2-RTK/S I_{max}: 45A	10
		FB 3-RTK/S I_{max}: 45A	10
		FB 4-RTK/S I_{max}: 45A	10
		FB 5-RTK/S I_{max}: 45A	10
		FB 10-RTK/S I_{max}: 45A	10
Switch bar：for 2 terminal blocks, it can be used on both sides of the breaking slider, pushing the bridge hook inward to break it, with 2 screws.		USB 2-RTK/S I_{max}: 39A	10
		USB 4-RTK/S I_{max}: 39A	10
Switch bar：for 3 phase short circuiting of linked transformer sets, usable only on right hand side, with 2 or 4 screws		SB2 -RTK/S I_{max}: 39A	10
		SB4 -RTK/S I_{max}: 39A	10
separating plate：for electrical separation of neighboring bridges in terminal center, 0.8MM thick		TS -RTK	100
partition plate：for visual and electrical separation of terminal groups, 0.8mm thick		ATS -RTK	100
zack strip：10section	white	ZB 8	100
	blue	ZB 8 OG	100
	yellow		
Dimensions			
Thickness/width/plate thickness	mm	8.2 / 72 / 2.2	
Height（U7.5 / U10 / U15 / G type）	mm	51.5 / 54 / 59 / 56	
Technical data in accordance GB30847／IEC947			
Max rated current/rated voltage/cross section	A /V /mm^2	0.5 - 10 / 0.5 - 6	
Max cross section with insertion bridge (solid/stranded)	mm^2	57 / 1000 / 6	
Rated serge voltage/contamination class	Kv / -	8 / 3	
Connection capacity			
Stranded with ferrule without/with plastic sleeve	mm^2	0.5 - 6 / 0.5 - 4	
Multi conductor connection (2 conductors with same cross section)			
Solid/Stranded	mm^2	0.5 - 2.5 / 0.5 - 4	
Stranded with ferrule without/with plastic sleeve	mm^2	0.5 - 4	
Stranded with TWIN ferrule with plastic sleeve	mm^2	0.5 - 4	
Stripping length	mm	13	
Screw type	N_m	M 4 / 1.2 -1.5	
Tightening torque	N_m	M 3 / 0.6 – 0.7	
Insulating material		PA	
Inflammability class according to GB30847 / UL94		V 0	
Certification data			
Rated working voltage/rated working current	GB: V / A	1000 / 57	
Standard		IEC 60947-7-1 GB/T 14048.7	

RUT
Disconnect test terminal block with test plug
Rated U_N=1000V



RUT 6-T-HV

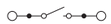



RUT 6-T-HV P/P

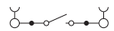

Certificate			Thickness 8.2		Thickness 8.2
Description	Colour	Type	Min packing qty	Type	Min packing qty
Disconnect test terminal block DIN rail:U	grey blue red yellow	RUT 6-T-HV RUT 6-T-HV BU RUT 6-T-HV RD RUT 6-T-HV YE	50 50 50 50		
U type din rail mounted Connecting screw with test socket	grey blue red yellow			RUT 6-T-HV P/P RUT 6-T-HV P/P BU RUT 6-T-HV P/P RD RUT 6-T-HV P/P YE	50 50 50 50
End cover		D-RUT 6-T-HV	100	D-RUT 6-T-HV	100
Inserted bridge: used on both sides of the disconnection For horizontal bridge, can be divided		FBS 2-8 FBS 3-8 FBS 4-8 FBS 5-8 FBS 10-8		FBS 2-8 FBS 3-8 FBS 4-8 FBS 5-8 FBS 10-8	
Zack strip	 WH BU org.	ZB 8 ZB 8 OG		ZB 8 ZB 8 OG	
Dimensions					
Thickness/width Height（U7.5 /U10 /U15）	mm mm	8.2 / 72.6 / 2.2 54.3 / 56.8 / 61.8 / 59.3		8.2 / 72.6 / 2.2 54.3 / 56.8 / 61.8 / 59.3	
In accordance with GB14048.1 /IEC60947-7-1					
Solid/Stranded Max. rated current/voltage/cross section. Rated serge voltage/pollution class	mm^2 A /V /mm Kv / -	0.2 - 10 / 0.2 - 10 57 / 6 8 / 3		0.2 - 10 / 0.2 - 10 57 / 6 8 / 3	
Connection capacity Stranded wire with ferrule with/without sleeve	mm^2	0.25 - 6.0 / 0.25 - 6.0		0.25 - 6.0 / 0.25 - 6.0	
Multi-wire connection (2 wires with the same cross-sectional area) Solid/Stranded Stranded wire with ferrule without sleeve Stranded wire with twin ferrule with sleeves	mm^2 mm^2 mm^2	0.2 - 2.5 / 0.25 - 2.5 0.25 - 1.5 0.25 - 4.0		0.2 - 2.5 / 0.25 - 2.5 0.25 - 1.5 0.25 - 4.0	
Stripping Length	mm	12		12	
Screw spec. Torque	 Nm	M 4 / 1.2 -1.6 M 3 / 0.5 - 0.7		M 4 / 1.2 -1.6 M 3 / 0.5 - 0.7	
Insolation material		PA		PA	
In accordance with GB30847 / UL94		V 0		V 0	
AL/MA/CNAS: CCDT / KETOP					
Rated Voltage/Current	GB: V / A	1000 / 41		1000 / 41	
Standard		IEC 60947-7-1 GB/T 14048.7		IEC 60947-7-1 GB/T 14048.7	

ROT 2.6 / 6
terminal block
Rated U_N=800V



ROT2.5





ROT 6



Certificate			Thickness 9.0		Thickness 11.0
Description	Colour	Type	Min packing qty	Type	Min packing qty
Disconnect test terminal block DIN rail:U	grey blue red yellow green	ROT 2.5 GY ROT 2.5 BU ROT 2.5 RD ROT 2.5 YE ROT 2.5 GN	40 40 40 40 40	ROT 6 GY ROT 6 BU ROT 6 RD ROT 6 YE ROT 6 GN	80 80 80 80 80
End cover		D-ROT2.5	200	D-ROT6	200
Grouping partition		ATP-ROT2.5		ATP-ROT6	
Inserted bridge: Horizontal bridging is achieved between adjacent terminals, allowing for direct insertion and removal Maximum 20 digits, can be divided into sections Color: Red		EB 2-ROT2.5 EB 3-ROT2.5 EB 4-ROT2.5 EB 5-ROT2.5 EB 10-ROT2.5		EB 2-ROT6 EB 3-ROT6 EB 4-ROT6 EB 5-ROT6 EB 10-ROT6	
Zack strip	 WH BU org.	ZB 8 ZB 8 BU ZB 8 OG		ZB 10 ZB 10 BU ZB 10 OG	
Dimensions					
Thickness/width/plate thickness Height（U7.5 ）	mm mm	9 / 43.8 / 1.45 45.6		11 / 43.8 / 1.45 52.05	
In accordance with GB14048.1 /IEC947-7-1					
Solid/Stranded Max. rated current/voltage/cross section. Rated serge voltage/pollution class	mm^2 A /V /mm^2	0.5 － 2.5/ 0.5 － 2.5 24/ 800 / 2.5 8 / 3		0.5 － 6/ 0.5 －6 41/ 800 / 6 8 / 3	
Connection capacity U-type or O-type bare terminals / with pre-insulated terminals	mm^2	AWG 20 - 14 0.5 - 2.5 / 0.5 - 2.5		AWG 20 - 10 0.5 - 6 / 0.5 - 6	
Corresponding crimping terminals		1.25-3		1.25-4	
Screw spec		M3		M4	
Torque	Nm	0.6-0.7		1.5-1.6	
Insolation material		PA		PA	
In accordance with GB30847 / UL94		V 0		V 0	
AL/MA/CNAS: CCDT / KETOP					
Rated Voltage/Current	GB: V / A	800 / 24		800 / 41	
Standard		IEC 60947-7-1 GB/T 14048.7		IEC 60947-7-1 GB/T 14048.7	

ROT 25

terminal block

Rated U_N=800V



ROT25

Certificate

Thickness 18.0

Description	Colour	Type	Min packing qty
Disconnect test terminal block DIN rail:U	grey	ROT 25 GY	20
	blue	ROT 25 BU	20
	red	ROT 25 RD	20
	yellow	ROT 25 YE	20
	green	ROT 25 GN	20
End cover		D-ROT25	100
Grouping partition		ATP-ROT25	
Inserted bridge: Horizontal bridging is achieved between adjacent terminals, allowing for direct insertion and removal Maximum 20 digits, can be divided into sections Color: Red		EB 2-ROT25 EB 3-ROT25 EB 4-ROT25 EB 5-ROT25 EB 10-ROT25	
Zack strip	WH	ZB 15	
	BU	ZB 15 BU	
	org.	ZB 15 OG	

Dimensions		
Thickness/width/plate thickness	mm	18 / 60 / 2
Height（U7.5 ）	mm	64.05
In accordance with GB14048.1 /IEC947-7-1		
Solid/Stranded	mm^2	2.5 － 25/ 2.5 － 25
Max. rated current/voltage/cross section.	A /V /mm^2	41/ 800 / 6
Rated serge voltage/pollution class		8 / 3
Connection capacity U-type or O-type bare terminals / with pre-insulated terminals	mm^2	AWG 14 - 4 2.5 - 25 / 2.5 - 25
Corresponding crimping terminals		1.25-5
Screw spec		M5
Torque	Nm	2.5-2.6
Insolation material		PA
In accordance with GB30847 / UL94		V 0
AL/MA/CNAS: CCDT / KETOP		
Rated Voltage/Current	GB: V / A	800 / 100
Standard		IEC 60947-7-1　GB/T 14048.7

ROT 6S

Disconnect test ter

minal block

Rated U_N=800V



ROT6S

Certificate

Thickness 12.0

Description	Colour	Type	Min packing qty
Disconnect test terminal block DIN rail:U	grey	ROT 6S GY	30
	blue	ROT 6S BU	30
	red	ROT 6S RD	30
	yellow	ROT 6S YE	30
	green	ROT 6S GN	30
End cover		D-ROT6S	100
Grouping partition		ATP-ROT6S	
Inserted bridge: Horizontal bridging is achieved between adjacent terminals, allowing for direct insertion and removal Maximum 20 digits, can be divided into sections Color: Red		EB 2-ROT6S EB 3-ROT6S EB 4-ROT6S EB 5-ROT6S EB 10-ROT6S	
Zack strip	WH	UC-TMF 10	
	org.		

Dimensions		
Thickness/width/plate thickness	mm	12 / 71.9 / 2
Height（U7.5 ）	mm	46
In accordance with GB14048.1 /IEC947-7-1		
Solid/Stranded	mm^2	0.5 - 6
Max. rated current/voltage/cross section.	A /V /mm^2	41/ 800 / 6
Rated serge voltage/pollution class		8 / 3
Connection capacity U-type or O-type bare terminals / with pre-insulated terminals	mm^2	AWG 20 - 10 0.5 - 6
Corresponding crimping terminals		1.25-4
Screw spec		M4
Torque	Nm	1.5-1.6
Insolation material		PA
In accordance with GB30847 / UL94		V 0
AL/MA/CNAS: CCDT / KETOP		
Rated Voltage/Current	GB: V / A	800 / 41
Standard		IEC 60947-7-1　GB/T 14048.7

RUK series universal screw terminal blocks

RUK series universal screw terminal block, using screw–in wiring method. When wiring, the screw is twisted to drive the wire pressing frame to move, so that the wire is tightly connected to the conductive wire. The structure with self–locking function can ensure the stability of the product and the comfort of operation to the greatest extent possible. This series of products is reliable and convenient when wiring and installing, having complete wiring capacity and complete accessories. RUK series terminal blocks are the most widely used in various control cabinets.

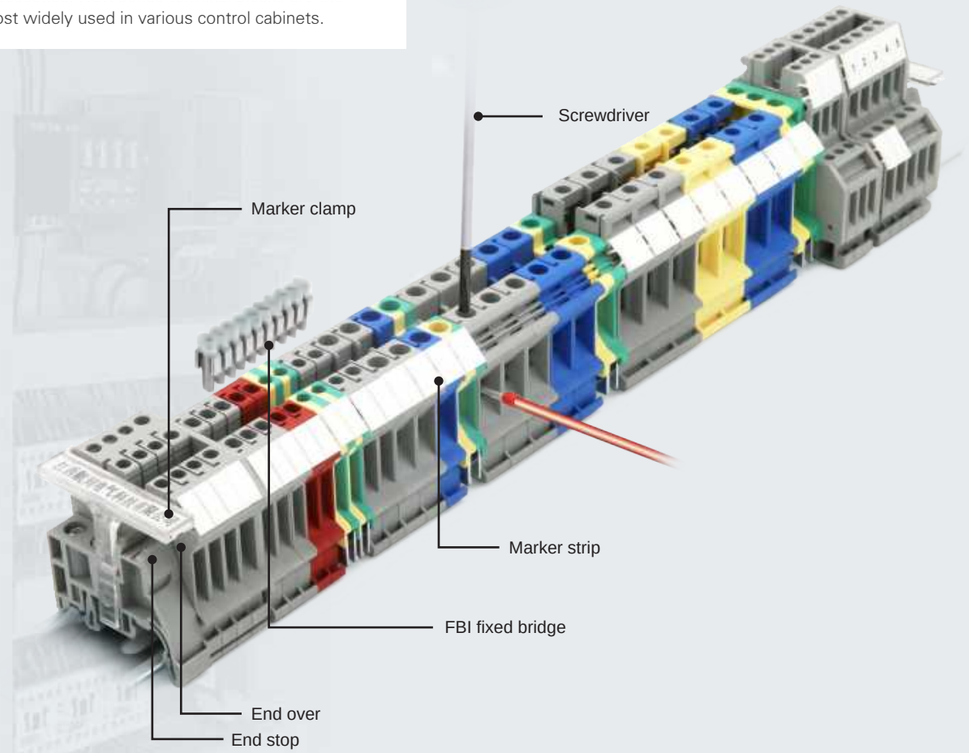


Test socket holder


End cover


Bridge


Marker strip

RUK...
Universal screw terminal block



RUK 1.5N



RUK 2.5B

Certificate			Thickness 4.2		Thickness 6.2
Description	Color	Type	Packing	Type	Packing
Terminal block DIN rail:U/G	grey blue red yellow	RUK 1.5N RUK 1.5N BU RUK 1.5N RD RUK 1.5N YE	70 70 70 70	RUK 2.5B RUK 2.5B BU RUK 2.5B RD RUK 2.5B YE	50 50 50 50
End cover		D-RUK 2.5 D-RUK 2.5 BU	100 100	D-RUK 2.5 D-RUK 2.5 BU	100 100
Fix bridge：for cross-connection in the terminal center, screw heads with insulating collar, 10 pots, divisible, with 10 screws		FBI 10 -4 I_{max}: 12A	10	FBI 2 -6 I_{max}: 30A FBI 3 -6 I_{max}: 30A FBI 4 -6 I_{max}: 30A FBI 5 -6 I_{max}: 30A FBI 10 -6 I_{max}: 30A	10 10 10 10 10
Inserted bridge: fully insulate, 2-pot fully insulate, 3-pot divisible, fully insulate, 10-pot				EB 2 -6 I_{max}: 30A EB 3 -6 I_{max}: 30A EB 10 -6 I_{max}: 30A	10 10 10
Separate plate:for electrical separation of neighboring bridges, can be fitted later ,no loss of pitch				TS - KK 3	200
Partition plate:for visual and electrical separation of terminal group, 1.5mm thickness		ATP -RUK	100	ATP -RUK	100
Test plug socket:for test connection with test plug MPS or reducing plug RPS				PSB 3 /10 /4	10
Zack strip:10 section	white orange	ZB 4 ZB 4 OG	100 100	ZB 6 ZB 6 OG	100 100
Dimension					
Thickness/width/plate thickness	mm	4.2 /42.5 /1.5		6.2 /42.5 /1.5	
Height (U7.5/U10/U15/G type)	mm	42 /44.5 /49.5 /47		42 /44.5 /49.5 /47	
Technical data in accordance with GB30847/IEC947-7-1					
Solid/Stranded	mm^2	0.2 -1.5 / 0.2 -1.5		0.2 -4.0 /0.2 -2.5	
Max rated current/rated voltage/cross section	$A/V/mm^2$	17.5 / 500 /1.5		32 /690 /4	
Max cross section with insertion bridge (solid/stranded)	mm^2	- / -		4 / 2.5	
Rated serge voltage/contamination class	Kv/ -	6 / 3		8 / 3	
Connection capacity Stranded with ferrule without/with plastic sleeve	mm	0.25 -1.5 / 0.25 -1.5		0.25 -2.5 /0.25 -2.5	
Multi conductor connection (2 conductors with same cross section)					
Solid/Stranded	mm^2	0.2 -2.5 / 0.2 -1.5		0.20 -4 /0.2 -2.5	
Stranded with ferrule without plastic sleeve	mm^2	0.25 -0.34		0.25 -1.5	
Stranded with TWIN ferrule with plastic sleeve	mm^2	0.50		0.50 -1.5	
Stripping length	mm	7		7	
Screw type		M 2		M 3	
Tightening Torque	N_m	0.22 -0.25		0.6 -0.7	
Insulating material		PA		PA	
Inflammability class according to GB30847/UL94		V 0		V 0	
Identification data acc. To GB30847 / IEC947-7-1					
Rated working voltage/rated working current	GB: V / A	690/17.5		690 /32	
Standard		IEC60947-7-1 GB/T 14048.7		IEC60947-7-1 GB/T 14048.7 UL1059	

RUK...
Universal screw terminal block



RUK 3N



RUK 5N

Certificate				Thickness 5.2		Thickness 6.2
Description		Color	Type	Packing	Type	Packing
Terminal block DIN rail:U/G		grey blue red yellow	RUK3N RUK3N BU RUK3N RD RUK3N YE	50 50 50 50	RUK 5N RUK 5N BU RUK 5N RD RUK 5N YE	50 50 50 50
End cover			D-RUK 3/16 D-RUK 3/16 BU	100 100	D-RUK 3/16 D-RUK 3/16 BU	100 100
Fix bridge：for cross-connection in the terminal center, screw heads with insulating collar, 10 pots, divisible, with 10 screws			FBI 2 -5 I_{max}: 30A FBI 3 -5 I_{max}: 30A FBI 4 -5 I_{max}: 30A FBI 5 -5 I_{max}: 30A FBI 10 -5 I_{max}: 30A	10 10 10 10 10	FBI 2 -6 I_{max}: 41A FBI 3 -6 I_{max} 41A FBI 4 -6 I_{max}: 41A FBI 5 -6 I_{max}: 41A FBI 10 -6 I_{max}: 41A	10 10 10 10 10
Inserted bridge:	fully insulate, 2-pot fully insulate, 3-pot divisible, fully insulate, 10-pot		EB 2 -5 I_{max}: 24A EB 3 -5 I_{max}: 24A EB 10 -5 I_{max}: 24A	50 50 50	EB 2 -6 I_{max}: 32A EB 3 -6 I_{max}: 32A EB 10 -6 I_{max}: 32A	50 50 50
Separate plate:for electrical separation of neighboring bridges, can be fitted later ,no loss of pitch			TS -K	200	TS - K	200
Partition plate:for visual and electrical separation of terminal group, 1.5mm thickness			ATP -RUK	100	ATP -RUK	100
Test plug socket:for test connection with test plug MPS or reducing plug RPS			PSB 3 /10 /4	10	PSB 3 /10 /4	10
Zack strip:10 section		white orange	ZB 5 ZB 5 OG	100 100	ZB 6 ZB 6 OG	100 100
Dimension						
Thickness/width/plate thickness		mm	5.2 /42.5 /1.8		6.2 /42.5 /1.8	
Height (U7.5/U10/U15/G type)		mm	47 /49.5 /54.5 /52		47 /49.5 /54.5 /52	
Technical data in accordance with GB30847/IEC947-7-1						
Solid/Stranded		mm^2	0.2 -4.0 /0.2 -2.5		0.2 -6.0 /0.2 -4.0	
Max rated current/rated voltage/cross section		$A/V/mm^2$	32 /800 /4		41 /800 /6	
Max cross section with insertion bridge (solid/stranded)		mm^2	4 /2.5		4 /4	
Rated serge voltage/contamination class		Kv/ -	8 /3		8 /3	
Connection capacity						
Stranded with ferrule without/with plastic sleeve		mm	0.25 -2.5 /0.25 -2.5		0.25 -4.0 /0.25 -4.0	
Multi conductor connection (2 conductors with same cross section)						
Solid/Stranded		mm^2	0.20 -1.5 /0.20 -1.5		0.20 -1.5 /0.20 -1.5	
Stranded with ferrule without plastic sleeve		mm^2	0.25 -1.5		0.25 - 1.5	
Stranded with TWIN ferrule with plastic sleeve		mm^2	0.50 -1.0		0.50 - 2.5	
Stripping length		mm	8		8	
Screw type			M 3		M 3	
Tightening Torque		N_m	0.6 -0.7		0.6 -0.7	
Insulating material			PA		PA	
Inflammability class according to GB30847/UL94			V 0		V 0	
Identification data acc. To GB30847 / IEC947-7-1						
Rated working voltage/rated working current		GB: V / A	800 /32		800 /41	
Standard			IEC60947-7-1 GB/T 14048.7		IEC60947-7-1 GB/T 14048.7	

RUK...
Universal screw terminal block



RUK6N



RUK 10N

Certificate				Thickness 8.2		Thickness 10.2
Description		Color	Type	Packing	Type	Packing
Terminal block DIN rail:U/G		grey blue red yellow	RUK 6N RUK 6N BU RUK 6N RD RUK 6N YE	50 50 50 50	RUK 10N RUK 10N BU RUK 10N RD RUK 10N YE	40 40 40 40
End cover			D-RUK 3/16 D-RUK 3/16 BU	100 100	D -RUK 3/16 D -RUK 3/16 BU D -RUK 3/16 RD	100 100 100
Fix bridge：for cross-connection in the terminal center, screw heads with insulating collar, 10 pots, divisible, with 10 screws			FBI 2 -8 I_{max}: 57A FBI 3 -8 I_{max}: 57A FBI 4 -8 I_{max}: 57A FBI 5 -8 I_{max}: 57A FBI10 -8 I_{max}: 57A	10 10 10 10 10	FBI 2 -10 I_{max}: 76A FBI 3 -10 I_{max}: 76A FBI 4 -10 I_{max}: 76A FBI 5-10 I_{max}: 76A FBI 10 -10 I_{max}: 76A	10 10 10 10 10
Inserted bridge:	fully insulate, 2-pot fully insulate, 3-pot divisible, fully insulate, 10-pot		EB 2 -8 I_{max}: 57A EB 3 -8 I_{max}: 57A EB10 -8 I_{max}: 57A	50 50 50	EB 2 -10 I_{max}: 76A EB 3 -10 I_{max}: 76A EB10 -10 I_{max}: 76A	50 50 50
Separate plate:for electrical separation of neighboring bridges, can be fitted later ,no loss of pitch			TS - K	200	TS -K	200
Partition plate:for visual and electrical separation of terminal group, 1.5mm thickness			ATP -RUK	100	ATP -RUK	100
Test plug socket:for test connection with test plug MPS or reducing plug RPS			PSB 3 /10 /4	10	PSB 4 /7 /6	10
Zack strip:10 section		white orange	ZB 8 ZB 8 OG	100 100	ZB 10 ZB 10 OG	100 100
Dimension						
Thickness/width/plate thickness		mm	8.2 /42.5 /1.8		10.2 /42.5 /1.8	
Height (U7.5/U10/U15/G type)		mm	47 /49.5 /54.5 /52		47 /49.5 /54.5 /52	
Technical data in accordance with GB30847/IEC947-7-1						
Solid/Stranded		mm^2	0.2 -10.0 /0.2 -6.0		0.5 -16 /0.5 -10	
Max rated current/rated voltage/cross section		$A/V/mm^2$	57 /800 /10		76 /800 /16	
Max cross section with insertion bridge (solid/stranded)		mm^2	4 /4		16 /10	
Rated serge voltage/contamination class		Kv/ -	8 /3		8 /3	
Connection capacity						
Stranded with ferrule without/with plastic sleeve		mm	0.25 -6.0/ 0.25 -6.0		0.5 -10 /0.5 -6	
Multi conductor connection (2 conductors with same cross section)						
Solid/Stranded		mm^2	0.20 -2.5 /0.20 -2.5		0.5 -4.0 /0.5 -4.0	
Stranded with ferrule without plastic sleeve		mm^2	0.25 -1.5		0.5 -2.5	
Stranded with TWIN ferrule with plastic sleeve		mm^2	0.50 -4.0		0.5 -6.0	
Stripping length		mm	10		10	
Screw type			M 4		M 4	
Tightening Torque		N_m	1.5 -1.6		1.5 -1.6	
Insulating material			PA		PA	
Inflammability class according to GB30847/UL94			V 0		V 0	
Identification data acc. To GB30847 / IEC947-7-1						
Rated working voltage/rated working current		GB: V / A	800 /57		800 /76	
Standard			IEC60947-7-1 GB/T 14048.7		IEC60947-7-1 GB/T 14048.7	

RUK...
Universal screw terminal block



RUK 16N



RUIK 16

Certificate				Thickness 12.2		Thickness 12.2
Description		Color	Type	Packing	Type	Packing
Terminal block DIN rail:U/G		grey blue red yellow	RUK 16N RUK 16N BU RUK 16N RD RUK 16N YE	50 50 50 50	RUIK 16 RUIK 16 BU RUIK 16 RD	50 50 50
End cover			D -RUK 16 D -RUK 16 BU D -RUK 16 RD	100 100 100	D -RUK 3/16 D -RUK 3/16 BU D -RUK 3/16 RD	100 100 100
Fix bridge：for cross-connection in the terminal center, screw heads with insulating collar, 10 pots, divisible, with 10 screws			FBI 2 -12 I_{max}: 101A FBI 3 -12 I_{max}: 101A FBI 4 -12 I_{max}: 101A FBI 5-12 I_{max}: 101A FBI 10 -12 I_{max}: 101A	10 10 10 10 10	FBRI 10 -12 I_{max}: 101A	10
Inserted bridge: fully insulate, 2-pot fully insulate, 3-pot divisible, fully insulate, 10-pot						
Separate plate:for electrical separation of neighboring bridges, can be fitted later ,no loss of pitch			TS -K	200	TS -K	200
Partition plate:for visual and electrical separation of terminal group, 1.5mm thickness			ATP -RUK	100	ATP -RUK	100
Test plug socket:for test connection with test plug MPS or reducing plug RPS			PSB 4 /7 /6	10	PSB 4 /7 /6	10
Zack strip:10 section		white orange	ZB 12 ZB 12 OG	100 100	ZB 12 ZB 12 OG	100 100
Dimension						
Thickness/width/plate thickness	mm		12.2/ 42.5 /1.5		12.2 /42.5 /1.8	
Height (U7.5/U10/U15/G type)	mm		54 /56.5 /61.5 /59		47 /49.5 /54.5 /52	
Technical data in accordance with GB30847/IEC947-7-1						
Solid/Stranded	mm^2		2.5 -25 /4 -16		2.5 -25 /4 -16	
Max rated current/rated voltage/cross section	$A/V/mm^2$		101 /800 /25		101 /400 /25	
Max cross section with insertion bridge (solid/stranded)	mm^2		16 /16		16 /16	
Rated serge voltage/contamination class	Kv/ -		8 /3		8 /3	
Connection capacity						
Stranded with ferrule without/with plastic sleeve	mm		1.5 -16 /1.5 -16		1.5 -16 /1.5 -16	
Multi conductor connection (2 conductors with same cross section)						
Solid/Stranded	mm^2		1.5 -6 /1.5 -4		1.5 -6 /1.5 -4	
Stranded with ferrule without plastic sleeve	mm^2		1.5 -6		1.5 -6	
Stranded with TWIN ferrule with plastic sleeve	mm^2		0.75 -10		0.75 -10	
Stripping length	mm		11		11	
Screw type			M 4		M 4	
Tightening Torque	Nm		1.5 -1.6		1.5 -1.6	
Insulating material			PA		PA	
Inflammability class according to GB30847/UL94			V 0		V0	
Identification data acc. To GB30847 / IEC947-7-1						
Rated working voltage/rated working current	GB: V / A		800 /101		400 /101	
Standard			IEC60947-7-1 GB/T 14048.7		IEC60947-7-1 GB/T 14048.7	

RUK...
Universal screw terminal block



RUK 35N



RUIK 35

Certificate				Thickness 15.2		Thickness 15.2
Description		Color	Type	Packing	Type	Packing
Terminal block DIN rail:U/G		grey blue red yellow	RUK 35N RUK 35N BU RUK 35N RD	50 50 50	RUIK 35 RUIK 35 BU RUIK 35 RD	50 50 50
End cover			Closed housing, no need end cover		Closed housing, no need end cover	
Fix bridge：for cross-connection in the terminal center, screw heads with insulating collar, 10 pots, divisible, with 10 screws			FBI 2 -15 I_{max}: 150A FBI 3 -15 I_{max}: 150A FBI 4 -15 I_{max}: 150A FBI 5 -15 I_{max}: 150A FBI 10 -15 I_{max}: 150A	10 10 10 10 10	FBI 2 -15 I_{max}: 150A FBI 3 -15 I_{max}: 150A FBI 4 -15 I_{max}: 150A FBI 5 -15 I_{max}: 150A FBI 10 -15 I_{max}: 150A	10 10 10 10 10
Inserted bridge: fully insulate, 2-pot fully insulate, 3-pot divisible, fully insulate, 10-pot						
Separate plate:for electrical separation of neighboring bridges, can be fitted later ,no loss of pitch			TS - K	200	TS - K	200
Partition plate:for visual and electrical separation of terminal group, 7.5mm thickness			ATP-RUK35			
Test plug socket:for test connection with test plug MPS or reducing plug RPS			PSB 6 /5 /6	10	PSB 6 /5 /6	10
Zack strip:10 section		white orange	ZB 15 ZB 15 OG	100 100	ZB 15 ZB 15 OG	100 100
Dimension						
Thickness/width/plate thickness	mm		15.2 /50 / -		15.2 /50 / -	
Height (U7.5/U10/U15/G type)	mm		62 /64.5 /69.5 /67		51 /53.5 /58.5 /59	
Technical data in accordance with GB30847/IEC947-7-1						
Solid/Stranded	mm^2		0.75 -50 /0.75 -35		0.75 -50 /0.75 -35	
Max rated current/rated voltage/cross section	$A/V/mm^2$		150 /1000 /50		150 /1000 /50	
Max cross section with insertion bridge (solid/stranded)	mm^2		35 /35		35 /35	
Rated serge voltage/contamination class	Kv/ -		8 /3		8 /3	
Connection capacity						
Stranded with ferrule without/with plastic sleeve	mm		0.75 -35 /0.75 -35		0.75 -35 /0.75 -35	
Multi conductor connection (2 conductors with same cross section)						
Solid/Stranded	mm^2		0.75 -16 /0.75 -10		0.75 -16 /0.75 -10	
Stranded with ferrule without plastic sleeve	mm^2		0.75 -10		0.75 -10	
Stranded with TWIN ferrule with plastic sleeve	mm^2		0.75 -6		0.75 -6	
Stripping length	mm		16		16	
Screw type			M 6		M 6	
Tightening Torque	Nm		3.2 -3.3		3.2 -3.3	
Insulating material			PA		PA	
Inflammability class according to GB30847/UL94			V 0		V 0	
Identification data acc. To GB30847 / IEC947-7-1						
Rated working voltage/rated working current	GB: V / A		1000 /150		800 /125	
Standard			IEC60947-7-1 GB/T 14048.7 UL1059		IEC60947-7-1 GB/T 14048.7	

RUKH...
High current terminal block



RUKH 50



RUKH 95

Description	Color	Type	Packing	Type	Packing
		Thickness 20		Thickness 25	
Terminal block DIN rail:U/G	grey blue	RUKH 50 RUKH 50 BU	10 10	RUKH 95 RUKH 95 BU	10 10
End cover		Closed housing, no need end cover		Closed housing, no need end cover	
Fix bridge：for cross-connection in the terminal center, screw heads with insulating collar, 10 pots, divisible, with 10 screws		FBI 2 -20 I_{max}: 150A FBI 3 -20 I_{max}: 150A FBI 5 -20 I_{max}: 150A	10 10 10		
End fixture：G type mounting rail U type mounting rail		E /AL -U 35	10	E /AL -U 35	10
Partition plate:for visual and electrical separation of terminal group, 1.5mm thickness					
Test plug socket:for test connection with test plug MPS or reducing plug RPS					
Zack strip:10 section	white orange	ZB 15 ZB 15 OG	100 100	ZB 15 ZB 15 OG	100 100
Dimension					
Thickness/width/plate thickness mm		20 /70.5		25 /83	
Height (U7.5/U10/U15/G type) mm		83.5 /86 /91 /81.5		97.5 /100 /105 /95.5	
Technical data in accordance with GB30847/IEC947-7-1					
Solid/Stranded mm^2		16 - 70 /16 - 70		25 -95 /35 -95	
Max rated current/rated voltage/cross section A/V/mm^2		150 /1000 /50		232 /1000 /95	
Max cross section with insertion bridge (solid/stranded) mm^2		- / -		95 /70	
Rated serge voltage/contamination class Kv/ -		8 /3		8 /3	
Connection capacity Stranded with ferrule without/with plastic sleeve mm		25 -50 /25 -50		35 -95 /35 -95	
Multi conductor connection (2 conductors with same cross section)					
Solid/Stranded mm^2		10 -16 /10 -16		25 -35 /25 -35	
Stranded with TWIN ferrule with plastic sleeve mm^2		10 -16		16 -35	
Stripping length mm		24		33	
Screw type		M 6[1)]		M 8[1)]	
Tightening Torque N_m		6 -7.5		15 -19.5	
Insulating material		PA		PA	
Inflammability class according to GB30847/UL94		V 0		V 0	
Identification data acc. To GB30847 / IEC947-7-1					
Rated working voltage/rated working current GB: V / A		1000 /150		1000 /232	
Standard		IEC60947-7-1 GB/T 14048.7		IEC60947-7-1 GB/T 14048.7	

[1)]Allen screw nail.

RUKH...
High current terminal block



RUKH 150



RUKH 240

Description	Color	Type	Packing	Type	Packing
		Thickness 31.0		Thickness 36.0	
Terminal block DIN rail:U/G	grey blue	RUKH 150 RUKH 150 BU	10 10	RUKH 240 RUKH 240 BU	10 10
End cover		Closed housing, no need end cover		Closed housing, no need end cover	
Fix bridge：for cross-connection in the terminal center, screw heads with insulating collar, 10 pots, divisible, with 10 screws					
End fixture：G type mounting rail U type mounting rail		E /AL -U 35	10	E /AL -G 32 E /AL -U 35	10 10
Partition plate:for visual and electrical separation of terminal group, 1.5mm thickness					
Test plug socket:for test connection with test plug MPS or reducing plug RPS					
Zack strip:10 section	white orange	ZB 15 ZB 15 OG	100 100	ZB 15 ZB 15 OG	100 100
Dimension					
Thickness/width/plate thickness mm		31 /100		36 /101	
Height (U7.5/U10/U15/G type) mm		118.5 /121 /126 /116		132.8 /135.3 /140.3 /130.8	
Technical data in accordance with GB30847/IEC947-7-1					
Solid/Stranded mm^2		35 -150 /50 -150		70 -240 /70 -240	
Max rated current/rated voltage/cross section A/V/mm^2		309 /1000 /150		415 /1000 /240	
Max cross section with insertion bridge (solid/stranded) mm^2		150 /120		240 /185	
Rated serge voltage/contamination class Kv/ -		8 /3		8 /3	
Connection capacity Stranded with ferrule without/with plastic sleeve mm		5O -150 /5O -150		7O -185 /7O -185	
Multi conductor connection (2 conductors with same cross section)					
Solid/Stranded mm^2		25 -50 /35 -50		35 -95 /50 -90	
Stranded with TWIN ferrule with plastic sleeve mm^2		25 -30		35 -50	
Stripping length mm		40		40	
Screw type		M 10[1)]		M 10[1)]	
Tightening Torque N_m		25 -30		25 -30	
Insulating material		PA		PA	
Inflammability class according to GB30847/UL94		V 0		V 0	
Identification data acc. To GB30847 / IEC947-7-1					
Rated working voltage/rated working current GB: V / A		1000 /309		1000 /415	
Standard		IEC60947-7-1 GB/T 14048.7		IEC60947-7-1 GB/T 14048.7	

[1)]Allen screw nail.

RUSLKG...
Ground terminal block



RUSLKG 2.5B



RUSLKG 3N

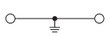



Description	Color	Type	Min packing qty	Type	Min packing qty
			Thickness 6.2		Thickness 5.2
Ground terminal block With yellow/green color insulated outer shell DIN Rail: U/G	yellow/green	RUSLKG 2.5B	50	RUSLKG 3N	50
Zack strip：10 section，white		ZB 6	100	ZB 5	100
Dimension					
Thickness/width Height（U/G type）	mm mm	6.2 / 42.5 42 / 47		5.2 / 42.5 47 / 52	
Technical data in accordance with GB30847/IEC947					
Solid/Stranded Max rated current/cross section Rated serge voltage/contamination class	mm^2 A / mm^2 Kv / -	0.2 - 4 / 0.2 - 2.5 - / 2.5 8 / 3 [1)]		0.2 - 4 / 0.2 - 2.5 - / 2.5 8 / 3 [1)]	
Connection capacity					
Stranded with ferrule without/with plastic sleeve	mm^2	0.25 – 2.5 / 0.25 - 1.5		0.25 - 2.5 / 0.25 - 1.5	
Multi conductor connection (2 conductors with same cross section)					
Solid/Stranded Stranded with ferrule without plastic sleeve Stranded with TWIN ferrule with plastic sleeve	mm^2 mm^2 mm^2	0.2 - 1.5 / 0.2 - 1.5 0.25 - 1.5 0.5 - 1.5		0.2 - 1.5 / 0.2 - 1.5 0.25 - 1.5 0.5 - 1.5	
Stripping length	mm	7		8	
Connection screw：screw type/Torque Center fix screw：screw type/Torque	Nm Nm	M 3 / 0.6 - 0.7 M 3 / 0.6 - 0.8		M 3 / 0.6 - 0.7 M 2.5 / 0.5 - 0.6	
Insulating material		PA		PA	
Inflammability class according to GB30847/UL94		V 0		V 0	

[1)] If it is adjacent lined with the same outer contour terminal, when the voltage is greater than 690 v need to insert the end plate.

RUSLKG...
Ground terminal block



RUSLKG 5N



RUSLKG 6N



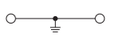

Description	Color	Type	Min packing qty	Type	Min packing qty
			Thickness 6.2		Thickness 8.2
Ground terminal block With yellow/green color insulated outer shell DIN Rail: U/G	yellow/green	RUSLKG 5N	50	RUSLKG 6N	50
Zack strip：10 section，white		ZB 6	100	ZB 8	100
Dimension					
Thickness/width Height（U/G type）	mm mm	6.2 / 42.5 47 / 52		8.2 / 42.5 47 / 52	
Technical data in accordance with GB30847/IEC947					
Solid/Stranded Max rated current/cross section Rated serge voltage/contamination class	mm^2 A / mm^2 Kv / -	0.2 - 6 / 0.2 - 4 - / 4 8 / 3 [1)]		0.2 - 10 / 0.2 - 6 - / 10 8 / 3	
Connection capacity					
Stranded with ferrule without/with plastic sleeve	mm^2	0.25 – 4 / 0.25 - 2.5		0.25 - 6 / 0.25 - 6	
Multi conductor connection (2 conductors with same cross section)					
Solid/Stranded Stranded with ferrule without plastic sleeve Stranded with TWIN ferrule with plastic sleeve	mm^2 mm^2 mm^2	0.2 - 1.5 / 0.2 - 1.5 0.25 - 1.5 0.5 - 2.5		0.2 - 2.5 / 0.2 - 2.5 0.25 - 1.5 0.5 - 4	
Stripping length	mm	9		10	
Connection screw：screw type/Torque Center fix screw：screw type/Torque	Nm Nm	M 3 / 0.6 - 0.7 M 3 / 0.6 - 0.8		M 4 / 1.5 - 1.6 M 4 / 1.5 - 1.8	
Insulating material		PA		PA	
Inflammability class according to GB30847/UL94		V 0		V 0	

[1)] If it is adjacent lined with the same outer contour terminal, when the voltage is greater than 690 v need to insert the end plate.

RUSLKG...
Ground terminal block



RUSLKG 10N



RUSLKG 16N



RUISLKG 16



RUSLKG 35N



RUISLKG 35

Description	Color	Type	Min packing qty	Type	Min packing qty	Type	Min packing qty	Type	Min packing qty	Type	Min packing qty
		Thickness 10.2		Thickness 12.2		Thickness 12.2		Thickness 15.2		Thickness 15.2	
Ground terminal block With yellow/green color insulated outer shell DIN Rail: U/G	yellow/green	RUSLKG 10N	40	RUSLKG 16N	50	RUISLKG 16	50	RUSLKG 35N	20	RUISLKG 35	20
Zack strip：10 section，white		ZB 10	100	ZB 12	100	ZB 12	100	ZB 15	100	ZB 15	100
Dimension											
Thickness/width Height（U/G type）	mm mm	10.2 / 42.5 47 / 52		12.2 / 42.5 54 / 59		12.2 / 42.5 47 / 52		15.2 / 50 62 / 67		15.2 / 55 51 / 56	
Technical data in accordance with GB30847/IEC947											
Solid/Stranded Max rated current/cross section Rated serge voltage/contamination class	mm^2 A / mm^2 Kv / -	0.5 - 16 / 0.5 - 10 - / 16 8 / 3		2.5 - 25 / 2.5 - 16 - / 25 8 / 3 [1)]		2.5 - 25 / 2.5 - 16 - / 25 6 / 3		4 - 35 / 4 - 35 - / 50 8 / 3		4 - 35 / 4 - 35 - / 50 8 / 3	
Connection capacity											
Stranded with ferrule without/with plastic sleeve	mm^2	0.5 - 10 / 0.5 - 6		1.5 – 16 / 1.5 - 16		1.5 - 16 / 1.5 - 16		0.75 - 35 / 0.75 - 35		0.75 - 35 / 0.75 - 35	
Multi conductor connection (2 conductors with same cross section)											
Solid/Stranded Stranded with ferrule without plastic sleeve Stranded with TWIN ferrule with plastic sleeve	mm^2 mm^2 mm^2	0.5 - 4 / 0.5 - 4 0.5 - 2.5 0.5 - 6		1.5 - 6 / 1.5 - 4 1.5 - 6 0.75 - 10		1.5 - 6 / 1.5 - 4 1.5 - 6 0.75 – 10		2.5 - 16 / 2.5 - 10 2.5 - 10 2.5 - 6		2.5 - 16 / 2.5 - 10 2.5 - 10 2.5 - 6	
Stripping length	mm	10		11		11		15		16	
Connection screw：screw type/Torque Center fix screw：screw type/Torque	N_m N_m	M 4 / 1.5 - 17 M 4 / 1.5 - 1.8		M 4 / 1.5 - 1.7 M 4 / 1.5 - 1.8		M 4 / 1.5 - 1.7 M 4 / 1.5 – 1.8		M 6 / 3.2 – 3.3 M 5 / 2.5 - 3		M 6 / 3.2 – 3.7 M 5 / 2.5 - 3	
Insulating material		PA		PA		PA		PA		PA	
Inflammability class according to GB30847/UL94		V 0		V 0		V 0		V 0		V 0	

[1)] If it is adjacent lined with the same outer contour terminal, when the voltage is greater than 690 v need to insert the end plate.

RUSLKG...
Ground terminal block



RUSLKG 50



RUSLKG 95

Description	Color	Type	Min packing qty	Type	Min packing qty
		Thickness 20		Thickness 25	
Ground terminal block With yellow/green color insulated outer shell DIN Rail: U/G	yellow/green	RUSLKG 50	10	RUSLKG 95	10
Zack strip：10 section，white		ZB 15		ZB 15	
Dimension					
Thickness/width	mm	20 / 70.5		25 / 83	
Height（U/G type）	mm	83.5 / 81.5		99 / 96.5	
Technical data in accordance with GB30847/IEC947					
Solid/Stranded	mm^2	16 - 70 / 16 - 70		25 - 95 / 25 - 95	
Max rated current/cross section	A / mm^2	- / 50		- / 95	
Rated serge voltage/contamination class	Kv / -	8 / 3		8 / 3	
Connection capacity					
Stranded with ferrule without/with plastic sleeve	mm^2	25 - 50 / 25 - 50		35 - 95 / 35 - 95	
Multi conductor connection (2 conductors with same cross section)					
Solid/Stranded	mm^2	10 - 16 / 10 - 16		25 - 35 / 25 - 35	
Stranded with ferrule without plastic sleeve	mm^2	10 - 16		16 - 35	
Stranded with TWIN ferrule with plastic sleeve	mm^2	-		-	
Stripping length	mm	24		30	
Connection screw：screw type/Torque	N_m	M 6 / 6 - 7.5		M 8 / 15 - 19.5	
Center fix screw：screw type/Torque	N_m	M 6 / 6 - 7.5		M 8 / 15 - 19.5	
Insulating material		PA		PA	
Inflammability class according to GB30847/UL94		V 0		V 0	

RUKK...
Double-level terminal block



RUKK 3



RUKKB 3

Certificate: cULus

Description	Color	Type	Min packing qty	Type	Min packing qty
		Thickness 5.2		Thickness 5.2	
Terminal block DIN Rail: U/G	grey blue yellow	RUKK 3 RUKK 3 BU RUKK 3 OG	60 60 60	RUKKB 3 RUKKB 3 BU RUKKB 3 OG	50 50 50
End cover		D - RUKK 3/5 D - RUKK 3/5 BU D - RUKK 3/5 OG	100 100 100	D - RUKKB 3/5 D - RUKKB 3/5 BU D - RUKKB 3/5 OG	100 100 100
Space cover：Compensate for level offset if standard terminal blocks are to be fitted adjacently 2.5mm		DG - RUKK 3/5 DG - RUKK 3/5 BU DG - RUKK 3/5 OG	100 100 100		
Space cover：Compensate for level offset if standard terminal blocks are to be fitted adjacently 2.5mm		DP - RUKK 3/5 DP - RUKK 3/5 BU DP - RUKK 3/5 OG	100 100 100	DP - RUKKB 3/5 DP - RUKKB 3/5 BU DP - RUKKB 3/5 OG	100 100 100
Fix bridge：for cross-connection in the terminal center, screw heads with insulating collar, 10 pots, divisible, with 10 screws (RUKKB3 up layer use FBI 10-5, low layer use FBRIN 10-5)		FBI 2-5 I_{max}: 28A FBI 3-5 FBI 4-5 FBI 10-5	10 10 10 10	FBRIN 2-5 I_{max}: 28A FBRIN 3-5 FBRIN 4-5 FBRIN 10-5	10 10
Inserted bridge： fully insul,2-pot fully insulate,3-pot divisible, fully insulated 10-pot		EB 10-5 I_{max}: 22A	50	EB 10-5 I_{max}: 22A	50
Separate plate：for electrical separation of neighboring bridges, can be fitted later, no loss of pitch		TS – KK 3	200	TS – KK 3	200
Zack strip：10 section	white orange	ZB 5 ZB 5 OG	100 100	ZB 5 ZB 5 OG	100 100
Dimension					
Thickness/width/plate thickness	mm	5.2 / 56 / 2.5		5.2 / 67 / 2.5	
Height (U /G type）	mm	62 / 67		62 / 67	
Technical data in accordance GB30847／IEC947					
Solid/Stranded		0.2 - 4 / 0.2 - 2.5		0.2 - 4 / 0.2 - 2.5	
Max rated current/rated voltage/cross section	A /V/ mm^2	32 /500 /4		32 /500 /4	
Max cross section with insertion bridge (solid/stranded)	mm^2	2.5 / 2.5		2.5 / 2.5	
Rated serge voltage/contamination class	Kv / -	6 / 3		6 / 3	
Connection capacity					
Stranded with ferrule without/with plastic sleeve	mm^2	0.25 - 2.5 / 0.25 - 1.5		0.25 - 2.5 / 0.25 - 1.5	
Multi conductor connection (2 conductors with same cross section)					
Solid/Stranded	mm^2	0.2 - 1.0 / 0.2 - 1.5		0.2 - 1.0 / 0.2 - 1.5	
Stranded with ferrule without/with plastic sleeve	mm^2	0.25 - 1.5		0.25 - 1.5	
Stranded with TWIN ferrule with plastic sleeve	mm^2	0.5 - 1		0.5 - 1	
Stripping length	mm	8		8	
Screw type		M 3		M 3	
Tightening torque	N_m	0.6 - 0.7		0.6 - 0.7	
Insulating material		PA		PA	
Inflammability class according to GB30847 / UL94		V 0		V 0	
Identification data acc. To GB30847 ／ IEC947–7–1					
Rated working voltage/rated working current	GB: V / A	500 / 32		500 / 32	
Execution standard		IEC60947-7-1 GB/T 14048.7		IEC60947-7-1 GB/T 14048.7	

RUKK...
Double-level terminal block





RUKK 5

RUKKB 5

Certificate

Thickness 6.2

Thickness 6.2

Description	Color	Type	Min packing qty	Type	Min packing qty
Terminal block DIN Rail: U/G	grey blue yellow	RUKK 5 RUKK 5 - BU RUKK 5 - OG	50 50 50	RUKKB 5 RUKKB 5 - BU RUKKB 5 - OG	50 50 50
End cover		D - RUKK 3/5 D - RUKK 3/5 BU D - RUKK 3/5 OG	100 100 100	D - RUKKB 3/5 D - RUKKB 3/5 BU D - RUKKB 3/5 OG	100 100 100
Space cover：：Compensate for level offset if standard terminal blocks are to be fitted adjacently 2.5mm		DG - RUKK 3/5 DG - RUKK 3/5 BU DG - RUKK 3/5 OG	100 100 100		
Space cover：：Compensate for level offset if standard terminal blocks are to be fitted adjacently 2.5mm		DP - RUKK 3/5 DP - RUKK 3/5 BU DP - RUKK 3/5 OG	100 100 100	DP - RUKKB 3/5 DP - RUKKB 3/5 BU DP - RUKKB 3/5 OG	100 100 100
Fix bridge：for cross-connection in the terminal center, screw heads with insulating collar, 10 pots, divisible, with 10 screws		FBI 2-6 I_{max}: 32A FBI 3-6 I_{max}: 32A FBI 4-6 I_{max}: 32A FBI 5-6 I_{max}: 32A FBI 10-6 I_{max}: 32A	10 10 10 10 10	FBI 2-6 I_{max}: 32A FBI 3-6 I_{max}: 32A FBI 4-6 I_{max}: 32A FBI 5-6 I_{max}: 32A FBI 10-6 I_{max}: 32A	10 10 10 10 10
Inserted bridge： fully insul,2-pot fully insulate,3-pot divisible, fully insulated 10-pot		EB 2-6 I_{max}: 30A EB 3-6 I_{max}: 30A EB 10-6 I_{max}: 30A	50 50 50	EB 2-6 I_{max}: 32A EB 3-6 I_{max}: 32A EB 10-6 I_{max}: 32A	50 50 50
Separate plate：for electrical separation of neighboring bridges, can be fitted later, no loss of pitch		TS – KK 3	200	TS – KK 3	200
Zack strip：10 section	white orange	ZB 6 ZB 6 OG	100 100	ZB 6 ZB 6 OG	100 100
Dimension					
Thickness/width/plate thickness	mm	6.2 / 56 / 2.5		6.2 / 67 / 2.5	
Height (U /G type)	mm	62 / 67		62 / 67	
Technical data in accordance GB30847／IEC947					
Solid/Stranded		0.2 - 6 / 0.2 - 4		0.2 - 6 / 0.2 - 4	
Max rated current/rated voltage/cross section	A /V/ mm^2	32 /500 /4		32 /500 /4	
Max cross section with insertion bridge (solid/stranded)	mm^2	4 / 2.5		4 / 2.5	
Rated serge voltage/contamination class	Kv / -	6 / 3		6 / 3	
Connection capacity					
Stranded with ferrule without/with plastic sleeve	mm^2	0.25 - 4 / 0.25 - 2.5		0.25 - 4 / 0.25 - 2.5	
Multi conductor connection (2 conductors with same cross section)					
Solid/Stranded	mm^2	0.2 - 1.5 / 0.2 - 1.5		0.2 - 1.5 / 0.2 - 1.5	
Stranded with ferrule without/with plastic sleeve	mm^2	0.25 - 1.5		0.25 - 1.5	
Stranded with TWIN ferrule with plastic sleeve	mm^2	0.5 - 1.5		0.5 - 1.5	
Stripping length	mm	8		8	
Screw type		M 3		M 3	
Tightening torque	N_m	0.6 - 0.7		0.6 - 0.7	
Insulating material		PA		PA	
Inflammability class according to GB30847 / UL94		V 0		V 0	
Identification data acc. To GB30847 ／ IEC947–7–1					
Rated working voltage/rated working current	GB: V / A	500 / 32		500 / 32	
Execution standard		IEC60947-7-1 GB/T 14048.7		IEC60947-7-1 GB/T 14048.7	

RUKK...
Double-level terminal block



RUKKB 10

Certificate

Thickness 10.2

Description	Color	Type	Min packing qty
Terminal block DIN Rail: U/G	grey blue yellow	RUKKB 10 RUKKB 10 BU RUKKB 10 OG	20 20 20
End cover		D - RUKKB 10 D - RUKKB 10 BU D - RUKKB 10 OG	100 100 100
Fix bridge：for cross-connection in the terminal center, screw heads with insulating collar, 10 pots, divisible, with 10 screws		FBI 2-10 I_{max}: 76A FBI 3-10 I_{max}: 76A FBI 4-10 I_{max}: 76A FBI 5-10 I_{max}: 76A FBI 10-10 I_{max}: 76A	10 10 10 10 10
Inserted bridge： fully insul,2-pot fully insulate,3-pot divisible, fully insulated 10-pot		EB 2-10 I_{max}: 76A EB 3-10 I_{max}: 76A EB 10-10 I_{max}: 76A	50 50 50
Separate plate：for electrical separation of neighboring bridges, can be fitted later, no loss of pitch		/	
Zack strip：10 section	white orange	ZB 10 ZB 10 OG	100 100
Dimension			
Thickness/width/plate thickness	mm	10.2 / 77.7 / 2.2	
Height (U /G type)	mm	73 / 78	
Technical data in accordance GB30847／IEC947			
Solid/Stranded		0.5 - 16 / 0.5 - 10	
Max rated current/rated voltage/cross section	A /V/ mm^2	76 /800 /16	
Max cross section with insertion bridge (solid/stranded)	mm^2	/	
Rated serge voltage/contamination class	Kv / -	8 / 3	
Connection capacity			
Stranded with ferrule without/with plastic sleeve	mm^2	0.5 - 10 / 0.5 - 6	
Multi conductor connection (2 conductors with same cross section)			
Solid/Stranded	mm^2	0.5 - 4.0 / 0.5 - 4.0	
Stranded with ferrule without/with plastic sleeve	mm^2	0.5 - 2.5	
Stranded with TWIN ferrule with plastic sleeve	mm^2	0.5 - 6.0	
Stripping length	mm	10	
Screw type		M 4	
Tightening torque	N_m	1.5 - 1.6	
Insulating material		PA	
Inflammability class according to GB30847 / UL94		V 0	
Identification data acc. To GB30847 ／ IEC947–7–1			
Rated working voltage/rated working current	GB: V / A	800 / 76	
Execution standard		IEC60947-7-1 GB/T 14048.7	

RUKK-PV...
Doule-level feed-through terminal block



RUKK 3-PV

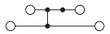



RUKK 5-PV



Description	Color	Type	Min packing qty	Type	Min packing qty
		Thickness 5.2		Thickness 6.2	
Terminal block DIN Rail: U/G	grey blue yellow	RUKK 3-PV[1)] RUKK 3 – PV BU RUKK 3 – PV OG	60 60 60	RUKK 5-PV[1)] RUKK 5 -PV BU RUKK 5 – PV OG	50 50 50
End cover		D - RUKK 3/5 D - RUKK 3/5 BU D - RUKK 3/5 OG	100 100 100	D - RUKK 3/5 D - RUKK 3/5 BU D - RUKK 3/5 OG	100 100 100
Space cover：：Compensate for level offset if standard terminal blocks are to be fitted adjacently 2.5mm		DG - RUKK 3/5 DG - RUKK 3/5 BU DG - RUKK 3/5 OG	100 100 100	DG - RUKK 3/5 DG - RUKK 3/5 BU DG - RUKK 3/5 OG	100 100 100
Space cover：：Compensate for level offset if standard terminal blocks are to be fitted adjacently 2.5mm		DP - RUKK 3/5 DP - RUKK 3/5 BU DP - RUKK 3/5 OG	100 100 100	DP - RUKK 3/5 DP - RUKK 3/5 BU DP - RUKK 3/5 OG	100 100 100
Fix bridge：for cross-connection in the terminal center, screw heads with insulating collar, 10 pots, divisible, with 10 screws (RUKKB3 up layer use FBI 10-5, low layer use FBRIN 10-5)		FBI 2-5 I_{max}: 28A FBI 3-5 FBI 4-5 FBI 10-5	10 10 10 10	FBI 2-6 I_{max}: 32A FBI 3-6 FBI 4-6 FBI 10-6	10 10 10 10
Inserted bridge： fully insul,2-pot fully insulate,3-pot divisible, fully insulated 10-pot		EB 10-5 I_{max}: 22A	50	EB 10-6 I_{max}: 28A	50
Separate plate：for electrical separation of neighboring bridges, can be fitted later, no loss of pitch		TS – KK 3	200	TS – KK3	200
Zack strip：10 section	 white orange	ZB 5 ZB 5 OG	100 100	ZB 6 ZB 6 OG	100 100
Dimension					
Thickness/width/plate thickness	mm	5.2 / 56 / 2.5		6.2 / 67 / 2.5	
Height (U /G type)	mm	62 / 67		62 / 67	
Technical data in accordance GB30847／IEC947					
Solid/Stranded		0.2 - 4 / 0.2 - 2.5		0.2 - 6 / 0.2 - 4	
Max rated current/rated voltage/cross section	A /V/ mm^2	32 / 4		32 / 4	
Max cross section with insertion bridge (solid/stranded)	mm^2	2.5 / 2.5		4 / 2.5	
Rated serge voltage/contamination class	Kv / -	6 / 3		6 / 3	
Connection capacity					
Stranded with ferrule without/with plastic sleeve	mm^2	0.25 - 2.5 / 0.25 - 1.5		0.25 - 4 / 0.25 - 2.5	
Multi conductor connection (2 conductors with same cross section)					
Solid/Stranded	mm^2	0.2 - 1.0 / 0.2 - 1.5		0.2 - 1.5 / 0.2 - 1.5	
Stranded with ferrule without/with plastic sleeve	mm^2	0.25 - 1.5		0.25 - 1.5	
Stranded with TWIN ferrule with plastic sleeve	mm^2	0.5 - 1		0.5 - 1.5	
Stripping length	mm	8		8	
Screw type		M 3		M 3	
Tightening torque	N_m	0.6 - 0.7		0.6 - 0.7	
Insulating material		PA		PA	
Inflammability class according to GB30847 / UL94		V 0		V 0	
Identification data acc. To GB30847 ／ IEC947–1					
Rated working voltage/rated working current	GB: V / A	500 / 32		500 / 32	
Execution standard		IEC60947-7-1 GB/T 14048.7		IEC60947-7-1 GB/T 14048.7	

[1)] The total current of all connecting wires must not exceed the rated current of the product.

RUKK-PV...
Doule-level feed-through terminal block



RUKKB 10-PV



Description	Color	Type	Min packing qty
Certificate		Thickness 10.2	
Terminal block DIN Rail: U/G	grey blue yellow	RUKKB 10-PV RUKKB 10-PV BU RUKKB 10-PV OG	20 20 20
End cover		D - RUKKB 10 D - RUKKB 10 BU D - RUKKB 10 OG	100 100 100
Fix bridge：for cross-connection in the terminal center, screw heads with insulating collar, 10 pots, divisible, with 10 screws		FBI 2-10 I_{max}: 76A FBI 3-10 I_{max}: 76A FBI 4-10 I_{max}: 76A FBI 5-10 I_{max}: 76A FBI 10-10 I_{max}: 76A	10 10 10 10 10
Inserted bridge： fully insul,2-pot fully insulate,3-pot divisible, fully insulated 10-pot		EB 2-10 I_{max}: 76A EB 3-10 I_{max}: 76A EB 10-10 I_{max}: 76A	50 50 50
Separate plate：for electrical separation of neighboring bridges, can be fitted later, no loss of pitch		/	
Zack strip：10 section	 white orange	ZB 10 ZB 10 OG	100 100
Dimension			
Thickness/width/plate thickness	mm	10.2 / 77.7 / 2.2	
Height (U /G type)	mm	73 / 78	
Technical data in accordance GB30847／IEC947			
Solid/Stranded		0.5 - 16 / 0.5 - 10	
Max rated current/rated voltage/cross section	A /V/ mm^2	76 /800 /16	
Max cross section with insertion bridge (solid/stranded)	mm^2	/	
Rated serge voltage/contamination class	Kv / -	8 / 3	
Connection capacity			
Stranded with ferrule without/with plastic sleeve	mm^2	0.5 - 10 / 0.5 - 6	
Multi conductor connection (2 conductors with same cross section)			
Solid/Stranded	mm^2	0.5 - 4.0 / 0.5 - 4.0	
Stranded with ferrule without/with plastic sleeve	mm^2	0.5 - 2.5	
Stranded with TWIN ferrule with plastic sleeve	mm^2	0.5 - 6.0	
Stripping length	mm	10	
Screw type		M 4	
Tightening torque	N_m	1.5 - 1.6	
Insulating material		PA	
Inflammability class according to GB30847 / UL94		V 0	
Identification data acc. To GB30847 ／ IEC947–7–1			
Rated working voltage/rated working current	GB: V / A	800 / 76	
Execution standard		IEC60947-7-1 GB/T 14048.7	

RMBKKB...
Small double-level terminal block



RMBKKB 2.5-LA



RMBKKB 2.5-PV-LA

Thickness 5.2

Thickness 5.2

Description	Color	Type	Min packing qty	Type	Min packing qty
Terminal block DIN Rail: U/G	grey blue yellow	RMBKKB 2.5-LA RMBKKB 2.5-LA BU RMBKKB 2.5-LA OG	60 60 60	RMBKKB 2.5-PV-LA RMBKKB 2.5-PV-LA BU RMBKKB 2.5-PV-LA OG	60 60 60
End cover		D - RMBKKB 2.5-LA D - RMBKKB 2.5-LA BU D - RMBKKB 2.5-LA OG	100 100 100	D - RMBKKB 2.5-LA D - RMBKKB 2.5-LA BU D - RMBKKB 2.5-LA OG	100 100 100
Space cover: Compensates for level offset if standard terminal blocks are to be fitted adjacently, 2.5mm		DP-RMBKKB 2.5-LA DP-RMBKKB 2.5-LA BU DP-RMBKKB 2.5-LA OG	100 100 100	DP - RMBKKB 2.5-LA DP - RMBKKB 2.5-LA BU DP - RMBKKB 2.5-LA OG	100 100 100
Fix bridge: for cross-connection in the terminal center, screw heads with insulating collar, 10 pots, divisible, with 10 screws		FBRIN 2-5 FBRIN 3-5 FBRIN 4-5 FBRIN 10-5	10 10 10 10	FBRIN 2-5 FBRIN 3-5 FBRIN 4-5 FBRIN 10-5	10 10 10 10
Inserted bridge: fully insul,2-pot fully insulate,3-pot divisible, fully insulated 10-pot		EB 2-5 I_{max}: 24A EB 3-5 I_{max}: 24A EB 10-5 I_{max}: 24A	50 50 50	EB 2-5 I_{max}: 24A EB 3-5 I_{max}: 24A EB 10-5 I_{max}: 24A	50 50 50
Separate plate: for electrical separation of neighboring bridges, can be fitted later, no loss of pitch		TS – KK 3	200	TS – KK3	200
Zack strip: 10 section	white orange	ZB 5 ZB 5 OG	100 100	ZB 5 ZB 5 OG	100 100
Dimension					
Thickness/width/plate thickness	mm	5.2 / 62 / 2.5		5.2 / 62 / 2.5	
Height (U7.5 / U15)	mm	48 / 55.5		48 / 55.5	
Technical data in accordance with GB30847/IEC947					
Solid/Stranded	mm^2	0.2 - 4 / 0.2 - 2.5		0.2 - 4 / 0.2 - 2.5	
Max rated current/cross section	A / mm^2	24 / 4		24 / 4	
Max cross section with insertion bridge (solid/stranded)	mm^2	2.5 / 2.5		2.5 / 2.5	
Rated serge voltage/contamination class	Kv / -	6 / 3		6 / 3	
Connection capacity					
Stranded with ferrule without/with plastic sleeve	mm^2	0.25 - 2.5 / 0.25 - 1.5		0.25 - 2.5 / 0.25 - 1.5	
Multi conductor connection (2 conductor with same cross section)					
Solid/Stranded	mm^2	0.2 - 1.5 / 0.2 - 1.5		0.2 - 1.5 / 0.2 - 1.5	
Stranded with ferrule without plastic sleeve	mm^2	0.25 - 1.5		0.25 - 1.5	
Stranded with TWIN ferrule with plastic sleeve	mm^2	0.5 - 1.0		0.5 - 1.0	
Stripping length	mm	7		7	
Screw type		M 3		M 3	
Tightening torque	N_m	0.5 - 0.6		0.5 - 0.6	
Insulating material		PA		PA	
Inflammability class according to GB30847 / UL94		V 0		V 0	
Identification data acc. To GB30847 / IEC947–1					
Rated working voltage/rated working current	GB: V / A	500 / 24		500 / 24	
Execution standard		IEC60947-7-1 GB/T 14048.7		IEC60947-7-1 GB/T 14048.7	

RDIKD....
Triple-deck terminal block



RDIKD 1.5



RDIKD 1.5-PV

Thickness 6.2

Thickness 6.2

Description	Color	Type	Min packing qty	Type	Min packing qty
Terminal block DIN Rail: U/G	grey blue yellow	RDIKD 1.5 RDIKD 1.5 BU RDIKD 1.5 OG	60 60 60	RDIKD 1.5-PV RDIKD 1.5-PV BU RDIKD 1.5-PV OG	60 60 60
Fix bridge: for cross-connection in the terminal center, screw heads with insulating collar, 10 pots, divisible, with 10 screws		FBI 2-6 FBI 3-6 FBI 4-6 FBI 10-6	10 10 10 10	FBI 2-6 FBI 3-6 FBI 4-6 FBI 10-6	100 100 100 100
Inserted bridge: fully insul,80-pot divisible	red blue	EB 80-RDIK	10	EB 80-RDIK	10
Zack strip: 10 section	white orange	ZB 6 ZB 6 OG	100 100	ZB 6 ZB 6 OG	100 100
Dimension					
Thickness/width/plate thickness	mm	6.2 / 72.5		6.2 / 72.5	
Height (U7.5 / U15)	mm	54.5 / 62		54.5 / 62	
Technical data in accordance with GB30847/IEC947					
Solid/Stranded	mm^2	0.2 - 4 / 0.2 - 2.5		0.2 - 4 / 0.2 - 2.5	
Max rated current/cross section	A / mm^2	30 / 4		30 / 4	
Max cross section with insertion bridge (solid/stranded)	mm^2	4 / 2.5		4 / 2.5	
Rated serge voltage/contamination class	Kv / -	4 / 3		4 / 3	
Connection capacity					
Stranded with ferrule without/with plastic sleeve	mm^2	0.25 - 2.5 / 0.25 - 2.5		0.25 - 2.5 / 0.25 - 2.5	
Multi conductor connection (2 conductor with same cross section)					
Solid/Stranded	mm^2	0.2 - 1.0 / 0.2 - 1.0		0.2 - 1.0 / 0.2 - 1.0	
Stranded with ferrule without plastic sleeve	mm^2	0.25 - 1.0		0.25 - 1.0	
Stranded with TWIN ferrule with plastic sleeve	mm^2	0.5 - 1.0		0.5 - 1.0	
Stripping length	mm	8		8	
Screw type		M 3		M 3	
Tightening torque	N_m	0.6 - 0.7		0.6 - 0.7	
Insulating material		PA		PA	
Inflammability class according to GB30847 / UL94		V 0		V 0	
Identification data acc. To GB30847 / IEC947–1					
Rated working voltage/rated working current	GB: V / A	250 / 24		250 / 24	
Execution standard		IEC60947-7-1 GB/T 14048.7		IEC60947-7-1 GB/T 14048.7	

RUKK5-PE...
Double-level ground terminal block



RUKK 5 -PE

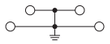

Thickness 6.2



RUKKB 5 -PE

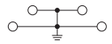

Thickness 6.2

Description	Color	Type	Min packing qty	Type	Min packing qty
Ground terminal block With yellow/green color insulated outer shell DIN Rail: U/G	yellow/green	RUKK 5 -PE	50	RUKKB 5 -PE	50
Zack strip：10 section		ZB 6	100	ZB 6	100
Dimension					
Thickness/width	mm	6.2 / 56		6.2 / 56	
Height（U/G type）	mm	62 / 67		62 / 67	
Technical data in accordance with GB30847/IEC947					
Solid/Stranded	mm^2	0.2 – 6 / 0.2 – 4		0.2 – 6 / 0.2 – 4	
Max rated current/cross section	A / mm^2	- / 4		- / 4	
Rated serge voltage/contamination class	Kv / -	6 / 3		6 / 3	
Connection capacity					
Stranded with ferrule without/with plastic sleeve	mm^2	0.25 - 4 / 0.25 – 2.5		0.25 - 4 / 0.25 – 2.5	
Multi conductor connection (2 conductors with same cross section)					
Solid/Stranded	mm^2	0.25 – 1.5 / 0.25 – 1.5		0.25 – 1.5 / 0.25 – 1.5	
Stranded with ferrule without plastic sleeve	mm^2	0.2 – 1.5		0.2 – 1.5	
Stranded with TWIN ferrule with plastic sleeve	mm^2	0.2 – 1.5		0.2 – 1.5	
Stripping length	mm	8		8	
Connection screw：screw type/Torque	N_m	M 3 / 0.6 - 0.8		M 3 / 0.6 - 0.8	
Center fix screw：screw type/Torque	N_m	M 3 / 0.6 - 0.8		M 3 / 0.6 - 0.8	
Insulating material		PA		PA	
Inflammability class according to GB30847/UL94		V 0		V 0	

RUDK4
Universal screw terminal block 2 in 2 out



RUDK 4

Certificate

Thickness 6.2

Description	Color[1)]	Type	Min packing qty
Terminal block DIN Rail: U/G	grey blue red yellow	RUDK 4 RUDK 4 BU RUDK 4 RD RUDK 4 YE	100 100 100 100
End cover		D - RUDK4 D - RUDK4 BU D - RUDK4 OG	100 100 100
Fix bridge：for cross-connection in the terminal center, screw heads with insulating collar, 10 pots, divisible, with 10 screws		FBI 2 - 6 I_{max}: 41A FBI 3 - 6 I_{max}: 41A FBI 4 - 6 I_{max}: 41A FBI 5 - 6 I_{max}: 41A FBI 10 - 6 I_{max}: 41A	10 10 10 10 10
Inserted bridge： fully insul,2-pot fully insulate,3-pot divisible, fully insulated 10-pot		EB 2 -6 I_{max}: 32A EB 3 -6 I_{max}: 32A EB 10 -6 I_{max}: 32A	50 50 50
Separate plate：for electrical separation of neighboring bridges, can be fitted later, no loss of pitch		TS - KK 3	200
Zack strip：10 section	white orange	ZB 6 ZB 6 OG	100 100
Dimension			
Thickness/width/plate thickness	mm	6.2 / 63.5 / 1.5	
Height (U /G type）	mm	47 / 49.5 / 54.5 / 52.5	
Technical data in accordance GB30847／IEC947			
Solid/Stranded		0.2 – 6 / 0.2 - 4	
Max rated current/rated voltage/cross section	A /V/ mm^2	32 /690 /4	
Max cross section with insertion bridge (solid/stranded)	mm^2	2.5 / 2.5	
Rated serge voltage/contamination class	Kv / -	8 / 3	
Connection capacity			
Stranded with ferrule without/with plastic sleeve	mm^2	0.25 – 4.0 / 0.25 - 1.5	
Multi conductor connection (2 conductors with same cross section)			
Solid/Stranded	mm^2	0.2 - 1.0 / 0.20 - 1.5	
Stranded with ferrule without/with plastic sleeve	mm^2	0.25 - 1.5	
Stranded with TWIN ferrule with plastic sleeve	mm^2	0.5 - 1.0	
Stripping length	mm	8	
Screw type		M 3	
Tightening torque	N_m	0.6 - 0.7	
Insulating material		PA	
Inflammability class according to GB30847 / UL94		V 0	
Identification data acc. To GB30847 ／ IEC947–1			
Rated working voltage/rated working current	GB: V / A	690 / 32	
Execution standard		IEC60947-7-1 GB/T 14048.7	

RUK...TWIN
Universal screw terminal block
1 in 2 out



RUK 3 -TWIN

The RUK3-TWIN and RUK5-TWIN terminal blocks are with same shape but different thickness;
The RUK10-TWIN has 2-pos.of 10mm2 , while the RUK 10-PLUS has 1-pos. of 10mm2 & a branch-pos. of 4mm2. for controling signal wire.
In addition, the RUK 10-TWIN and RUK 10-PLUS can be bridged in the terminal center with terminal blocks RUK10N.

Thickness 5.2

Description	Color	Type	Min packing qty
Terminal block DIN Rail: U/G	grey blue yellow	RUK 3 - TWIN RUK 3 - TWIN BU RUK 3 - TWIN OG	50 50 50
End cover		D - RUK5 - TWIN D - RUK5 - TWIN BU D - RUK5 - TWIN OG	100 100 100
Fix bridge: for cross-connection in the terminal center, screw heads with insulating collar, 10 pots, divisible, with 10 screws		FBI 10 - 5 I_{max}: 24A	10
Inserted bridge: fully insul,2-pot fully insulate,3-pot divisible, fully insulated 10-pot		EB 2 -5 I_{max}: 24A EB 3 -5 I_{max}: 24A EB 10 -5 I_{max}: 24A	50 50 50
Separate plate: for electrical separation of neighboring bridges, can be fitted later, no loss of pitch		TS - K	200
Test plug socket		PSB 3 / 10 / 4	10
Zack strip: 10 section	white orange	ZB 5 ZB 5 OG	100 100

Dimension		
Thickness/width/plate thickness	mm	5.2 / 50.5 / 2.0
Height (U7.5 /U10 /U15 /G type)	mm	47 / 49.5 / 54.5 / 52.5
Technical data in accordance GB30847/IEC947		
Solid/Stranded	mm^2	0.2 – 2.5 / 0.2 – 2.5
Continuity: max rated current/rated voltage/cross section	A/V/mm^2	24 /400 /2.5
Pick-off: max rated current/cross section	A/mm^2	-
Max cross section with insertion bridge (solid/stranded)	mm^2	2.5 / 2.5
Surge voltage category/insulation group	Kv/-	6 / 3
Connection capacity		
Stranded with ferrule without/with plastic sleeve	mm^2	0.25 – 1.5 / 0.25 - 1.0
Multi conductor connection (2 conductors with same cross section)		
Continuity		
Solid/Stranded	mm^2	0.2 – 0.75 / 0.20 – 0.5
Stranded with ferrule without/with plastic sleeve	mm^2	0.25 - 0.5
Stranded with TWIN ferrule with plastic sleeve	mm^2	0.5 – 0.75
Pick-off		
solid/stranded	mm^2	-
Stranded with ferrule without plastic sleeve	mm^2	-
Stranded with TWIN ferrule with plastic sleeve	mm^2	-
Stripping length	mm	8
Screw type		M 3
Tightening torque	N_m	0.6 - 0.7
Insulating material		PA
Inflammability class according to GB30847 / UL94		V 0
Identification data acc. To GB30847 / IEC947–1		
Rated voltage[2]/ rated current	GB: V / A	400 / 24
Execution standard		IEC60947-7-1 GB/T 14048.7

RUK...TWIN
Universal screw terminal block
1 in 2 out



RUK 5 -TWIN



RUK 10 -TWIN

Thickness 6.2

Thickness 10.2

Description	Color	Type	Min packing qty	Type	Min packing qty
Terminal block DIN Rail: U/G	grey blue yellow	RUK 5 - TWIN RUK 5 - TWIN BU RUK 5 - TWIN OG	40 40 40	RUK 10 - TWIN RUK 10 - TWIN BU RUK 10 - TWIN OG	50 50 50
End cover		D - RUK5 - TWIN D - RUK5 - TWIN BU D - RUK5 - TWIN OG	100 100 100		
Fix bridge: for cross-connection in the terminal center, screw heads with insulating collar, 10 pots, divisible, with 10 screws		FBI 2 - 6 I_{max}: 32A FBI 3 - 6 I_{max}: 32A FBI 4 - 6 I_{max}: 32A FBI 5 - 6 I_{max}: 32A FBI 10 - 6 I_{max}: 32A	10 10 10 10 10	FBI 10 - 10 I_{max}: 76A	10
Inserted bridge: fully insul,2-pot fully insulate,3-pot divisible, fully insulated 10-pot		EB 2 -6 I_{max}: 32A EB 3 -6 I_{max}: 32A EB 10 -6 I_{max}: 32A	50 50 50		
Separate plate: for electrical separation of neighboring bridges, can be fitted later, no loss of pitch		TS - K	200	TS - KK3	200
Test plug socket		PSB 3 / 10 / 4	10	PSB 4 / 7 / 6	10
Zack strip: 10 section	white orange	ZB 6 ZB 6 OG	100 100	ZB 10 ZB 10 OG	100 100

Dimension			
Thickness/width/plate thickness	mm	6.2 / 50.5 / 2.0	10.2 / 56.5 / -
Height (U7.5 /U10 /U15 /G type)	mm	47 / 49.5 / 54.5 / 52.5	59 / 61.5 / 66.5 / 64
Technical data in accordance GB30847/IEC947			
Solid/Stranded	mm^2	0.2 – 4 / 0.2 – 4	0.5 – 16 / 0.5 – 10
Continuity: max rated current/rated voltage/cross section	A/V/mm^2	32 /500 /4.0	76 /800 /16
Pick-off: max rated current/cross section	A/mm^2	-	-
Max cross section with insertion bridge (solid/stranded)	mm^2	4.0 / 4.0	-
Surge voltage category/insulation group	Kv/-	6 / 3	8 / 3
Connection capacity			
Stranded with ferrule without/with plastic sleeve	mm^2	0.25 – 4.0 / 0.25 – 2.5	0.5 – 10.0 / 0.5 –- 6
Multi conductor connection (2 conductors with same cross section)			
Continuity			
Solid/Stranded	mm^2	0.2 – 1.5 / 0.20 – 1.5	0.5 – 4.0 / 0.5 – 4.0
Stranded with ferrule without/with plastic sleeve	mm^2	0.25 –1.5	0.5 – 2.5
Stranded with TWIN ferrule with plastic sleeve	mm^2	0.5 – 1.5	0.5 – 4
Stripping length	mm	8	11
Screw type		M 3	M 4
Tightening torque	N_m	0.6 – 0.7	1.5 – 1.6
Insulating material		PA	PA
Inflammability class according to GB30847 / UL94		V 0	V 0
Identification data acc. To GB30847 / IEC947–1			
Rated voltage[2]/ rated current	GB: V / A	500 / 32	800 / 76
Execution standard		IEC60947-7-1 GB/T 14048.7	IEC60947-7-1 GB/T 14048.7

MTK...
Knife disconnect terminal block



RMTK -P /P

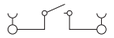

Thickness 5.2

Description	Color	Type	Min Packing qty
Terminal block DIN Rail: U/G	grey	RMTK -P/P	160
	blue	RMTK -P/P BU	160
	orange	RMTK -P/P OG	160
	red	RMTK -P/P RD	160
	yellow	RMTK -P/P YE	160
End cover		D -RMTK -P/P	100
		D -RMTK -P/P BU	100
		D -RMTK -P/P RD	100
Inserted bridge: fully insul,2-pot		EB 2 -5 I_{max}: 12A	50
fully insulate,3-pot		EB 3 -5 I_{max}: 12A	50
divisible, fully insulated 10-pot		EB 10 -5 I_{max}: 12A	50
Fix bridge: fully insul,2-pot			
fully insulate,3-pot			
Separate plate: for electrical separation of neighboring bridges, can be fitted later, no loss of pitch		ATS - RMTK/S	100
Zack strip: 10 section	white	ZB 5	100
	orange	ZB 5 - OG	100
Dimension			
Thickness/width/plate thickness	mm	5.2 / 46 / 1.0	
Height(U7.5 /U10 /U15 /G type)	mm	40 / 45 / 50 / 45	
Technical data in accordance GB30847/IEC947			
Solid/Stranded	mm^2	0.2 – 4 / 0.2 – 2.5	
Max rated current/rated voltage/cross section	A /V /mm^2	16 /400 /4	
Max cross section with insertion bridge (solid/stranded)	mm^2	4 / 2.5	
Rated serge voltage/contamination class	Kv / -	6 / 3	
Connection capacity			
Stranded with ferrule without/with plastic sleeve	mm^2	0.25 – 2.5 / 0.25 - 1.5	
Multi conductor connection (2 conductors with same cross section)			
Solid/Stranded	mm^2	0.20 –1.5 / 0.20 – 1.5	
Stranded with ferrule without/with plastic sleeve	mm^2	0.25 - 1.5	
Stranded with TWIN ferrule with plastic sleeve	mm^2	0.50 – 1.5	
Stripping length	mm	7	
Screw type		M 3	
Tightening torque	N_m	0.5 - 0.6	
Insulating material		PA	
Inflammability class according to GB30847 / UL94		V 0	
Identification data acc. To GB30847 / IEC947–1			
Rated working voltage/rated working current	GB: V / A	300 / 10	
Standard		IEC 60947-7-1 GB/T 14048.7	

MTK...
Knife disconnect terminal block



RUK 5 -MTK -P /P



Thickness 6.2



RUDK 4 -MTK -P /P



Thickness 6.2

Description	Color	Type	Min Packing qty	Type	Min Packing qty
Terminal block DIN Rail: U/G	grey	RUK 5 -MTK -P /P	40	RUDK 4 -MTK -P/P	40
	blue	RUK 5 -MTK -P /P BU	40	RUDK 4 -MTK -P/P BU	40
	orange	RUK 5 -MTK -P /P OG	40	RUDK 4 -MTK -P/P OG	40
	red	RUK 5 -MTK -P /P RD	40		
	yellow	RUK 5 -MTK -P /P YE	40		
End cover				D - RUDK4	200
Inserted bridge: fully insul,2-pot		EB 2 -6 I_{max}: 12A	50	EB 2 -6 I_{max}: 16A	50
fully insulate,3-pot		EB 3 -6 I_{max}: 12A	50	EB 3 -6 I_{max}: 16A	50
divisible, fully insulated 10-pot		EB 10 -6 I_{max}: 12A	50	EB 10 -6 I_{max}: 16A	50
Separate plate: for electrical separation of neighboring bridges, can be fitted later, no loss of pitch					
Zack strip: 10 section	white	ZB 6	100	ZB 6	100
	yellow	ZB 6 - OG	100	ZB 6 - OG	100
Dimension					
Thickness/width/plate thickness	mm	6.2 / 51 / -		6.2 / 63.5 / 1.5	
Height(U7.5 /U10 /U15 /G type)	mm	47 / 49.5 / 54.5 / 52		47 / 49.5 / 54.5 / 52	
Technical data in accordance GB30847/IEC947					
Solid/Stranded	mm^2	0.2 – 6 / 0.2 – 4		0.2 – 6 / 0.2 – 4	
Max rated current/rated voltage/cross section	A /V /mm^2	16 /500 /4		16 /690 /4	
Max cross section with insertion bridge (solid/stranded)	mm^2	4 / 4		2.5 / 2.5	
Rated serge voltage/contamination class	Kv / -	8 / 3		8 / 3	
Connection capacity					
Stranded with ferrule without/with plastic sleeve	mm^2	0.25 – 4 / 0.25 - 2.5		0.25 – 4 / 0.25 – 2.5	
Multi conductor connection (2 conductors with same cross section)					
Solid/Stranded	mm^2	0.20 – 1.5 / 0.20 – 1.5		0.20 –1.0 / 0.20 – 1.5	
Stranded with ferrule without/with plastic sleeve	mm^2	0.25 - 1.5		0.25 - 1.5	
Stranded with TWIN ferrule with plastic sleeve	mm^2	0.50 – 2.5		0.50 – 1.0	
Stripping length	mm	8		8	
Screw type		M 3		M 3	
Tightening torque	N_m	0.6 - 0.7		0.6 - 0.7	
Insulating material		PA		PA	
Inflammability class according to GB30847 / UL94		V 0		V 0	
Identification data acc. To GB30847 / IEC947–1					
Rated working voltage/rated working current	GB: V / A	800 / 16		690 / 16	
Standard		IEC 60947-7-1 GB/T 14048.7		IEC 60947-7-1 GB/T 14048.7	

RURTK/S

Universal test terminal block

These terminal blocks are very easy to use for all test connections in transformer secondary circuits, They possess on both sides of the common mode disconnect point one auxiliary connection point for fixed or switchable cross connections, these auxiliary connections are designed as “domes” with 4mm internal diameter. Which allows a test plug to be inserted directly

Only two terminal blocks are necessary for a simple current transformer test circuit. This means fewer terminal blocks and less space required in comparison with a circuit using feed through terminal blocks. Further advantages are: the few accessories can be easily mounted, excellent circuit clarify, convenient handling.

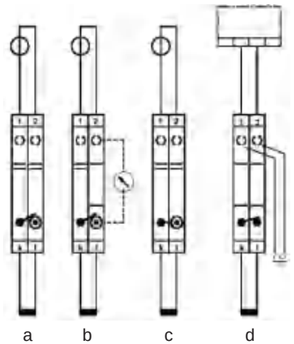

a b c d

simple current transformer test circuit
a = normal operation
b = measured value testing
c = current transformer testing—short circuit
d = relay --testing

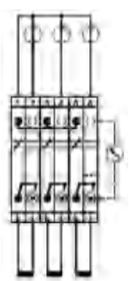

three phase transducer testing sets

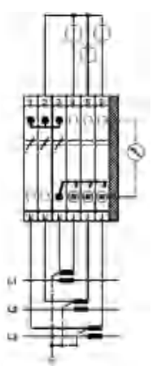

three phase linked transducer test sets



Open status



RURTK /S

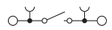

Thickness 8.2

Description	Color	Type	Min Packing qty
Terminal block DIN Rail: U/G	grey	RURTK /S	50
	blue	RURTK /S	50
	red	RURTK /S	50
	yellow	RURTK /S	50
End cover		D -RURTK	100
		D -RURTK -BU	100
		D -RURTK -RD	100
Inserted bridge: divisible, fully insulated 10-pot		EB10-8 I_{max}: 32A	50
Fix bridge: for cross-connection in the terminal center, screw heads with insulating collar, 10 pots, divisible, with 10 screws		FB 2-RTK/S I_{max}: 45A	10
		FB 3-RTK/S I_{max}: 45A	10
		FB 4-RTK/S I_{max}: 45A	10
		FB 5-RTK/S I_{max}: 45A	10
		FB 10-RTK/S I_{max}: 45A	10
Switch bar: for 3 phase short circuiting of linked transformer sets, usable only on right hand side, with 2 or 4 screws		USB 2-RTK/S I_{max}: 39A	10
		USB 4-RTK/S I_{max}: 39A	10
Switch bar: for 3 phase short circuiting of linked transformer sets, usable only on right hand side, with 2 or 4 screws		SB2 -RTK/S I_{max}: 39A	10
		SB4 -RTK/S I_{max}: 39A	10
separating plate: for electrical separation of neighboring bridges in terminal center, 0.8MM thick		TS -RTK	100
partition plate: for visual and electrical separation of terminal groups, 0.8mm thick		ATS -RTK	100
zack strip: 10section	white	ZB 8	100
	blue	ZB 8 - OG	100
	yellow		
Dimension			
Thickness/width/plate thickness	mm	8.2 / 72 / 2.2	
Height（U7.5 / U10 / U15 / G type）	mm	51.5 / 54 / 59 / 56	
Technical data in accordance GB30847／IEC947			
Max rated current/rated voltage/cross section	A /V /mm^2	0.5 - 10 / 0.5 - 6	
Max cross section with insertion bridge (solid/stranded)	mm^2	57 / 400 / 6	
Rated serge voltage/contamination class	Kv / -	6 / 3	
Connection capacity			
Stranded with ferrule without/with plastic sleeve	mm^2	0.5 - 6 / 0.5 - 4	
Multi conductor connection (2 conductors with same cross section)			
Solid/Stranded	mm^2	0.5 - 2.5 / 0.5 - 4	
Stranded with ferrule without/with plastic sleeve	mm^2	0.5 - 4	
Stranded with TWIN ferrule with plastic sleeve	mm^2	0.5 - 4	
Stripping length	mm	13	
Screw type		M 4 / 1.2 -1.5	
Tightening torque	N_m	M 3 / 0.6 – 0.7	
Insulating material		PA	
Inflammability class according to GB30847 / UL94		V 0	
Identification data acc. To GB30847 ／ IEC947–1			
Rated working voltage/rated working current	GB: V / A	400 / 57	
Standard		IEC 60947-7-1 GB/T 14048.7	

RMTK/S

Mini test terminal block

Rated U_N=600V



RMTK/S

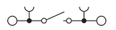

Thickness 8.2

Description	Color	Type	Min Packing qty
Terminal block DIN Rail: U/G	grey	RMTK/S	50
	blue	RMTK/S BU	50
	orange	RMTK/S OG	50
	red	RMTK/S RD	50
	yellow	RMTK/S YE	50
End cover		**no end cover**	
Center bridge: Neighboring terminal block achieve horizontal bridge. Dividable		FB 2-RMTK	10
		FB 3-RMTK	50
		FB 4-RMTK	10
		FB 5-RMTK	10
		FB 10-RMTK	10
Inserted bridge: fully insul,2-pot fully insulate,3-pot divisible, fully insulated 10-pot		EB 2-8 EB 3-8 EB10-8	50
Partition plate: Iron grey		ATS - RMTK/S	100
Straight screwdriver		SZF 0.6×3.5	
Zack strip: 10 section	white	ZB 8	100
	yellow	ZB 8 - OG	100
Dimension			
Thickness/width/plate thickness	mm	8.2 / 51.5 / -	
Height(U7.5 /U10 /U15 /G type）	mm	45/47.5 /52.5	
Technical data in accordance GB30847／IEC947			
Max rated current/rated voltage/cross section	A /V /mm^2	0.2 – 10 / 0.2 – 6.0	
Max cross section with insertion bridge (solid/stranded)	mm^2	57 /600 /6.0	
Rated serge voltage/contamination class	Kv / -	6 / 3	
Connection capacity			
Stranded with ferrule without/with plastic sleeve	mm^2	0.25 – 6.0 / 0.25 - 6.0	
Multi conductor connection (2 conductors with same cross section)			
Solid/Stranded	mm^2	0.2 – 2.5 / 0.14 - 2.5	
Stranded with ferrule without/with plastic sleeve	mm^2	0.25 - 2.5	
Stranded with TWIN ferrule with plastic sleeve	mm^2	0.5-1.5	
Stripping length	mm	12	
Insulating material		PA	
Inflammability class according to GB30847 / UL94		V 0	
Temperature data index	RTI	600	
Identification data acc. To GB30847 ／ IEC947–1			
Rated working voltage/rated working current	GB: V / A	600 / 57	
Standard		IEC 60947-7-1 GB/T 14048.7	

RSAK1...
Disconnect fuse terminal block

The particular feature of the fuse terminal block is the hinged disconnect lever with limit stop for fine fuses

These terminal blocks are available with and without light indicator. The latter signals when the fuse insert has blown, the light indicator in the disconnect lever contains light emitting diodes connected in antiparallel for the voltage level 15-30v and a glow lamp for the voltage level 110-250v。

Dimension of G type fuse : 5×20，5×25.



RSAK1 EN

RSAK1 EN LED 24V/250V

Certification		Thickness 8.2			
Description	Light emitting diode display Voltage AC/DC current mA	Type	Min Packing qty	Type	Min Packing qty
Fuse terminal block：DIN Rail: U/G for cartridge fuse inserted	grey	RSAK1 EN RSAK1 EN	40 40		
Fuse terminal As above, with light indicator for： 15 - 30	3.5 - 8.1	RSAK1 EN LED 24	40	RSAK1 EN LED 24	40
Fuse terminal As above, with light indicator for ：110 - 250	0.5 - 1.0	RSAK1 EN LED 250	40	RSAK1 EN LED 250	40
End cover		AP-RSAK1 EN	100	AP-RSAK1 EN	100
Zack strip：10 section	white yellow	DEK 6	100	DEK 6	100
Dimension					
Thickness/width/plate thickness	mm	8.2 /52.2		8.2 /52.2	
Height (U7.5 /U10 /U15 /G type)	mm				
Technical data in accordance GB30847／IEC947					
Solid/stranded	mm^2	0.2 - 4 / 0.2 - 2.5		0.2 - 4 / 0.2 - 2.5	
Fuse type/Dimension		G / 5 × 20		G / 5 × 20	
Max rated current/rated voltage/cross section	A /V	6.3 /500		6.3 /500	
Max cross section with insertion bridge (solid/stranded)	mm^2	4 / 4		4 / 4	
Rated serge voltage/contamination class	Kv / -	6 / 3		6 / 3	
Connection capacity					
Stranded with ferrule with/without plastic sleeve	mm^2	0.25 - 4 / 0.25 - 4		0.25 - 4 / 0.25 - 4	
Multi conductor connection (2 conductors with same cross section)					
Solid/stranded	mm^2	0.20 - 2.5 / 0.2 - 2.5		0.20 - 2.5 / 0.2 - 2.5	
Stranded with ferrule without plastic sleeve	mm^2	0.25 - 1.5		0.25 - 1.5	
Stranded with TWIN ferrule with plastic sleeve	mm^2	0.50 - 1.5		0.50 - 1.5	
Stripping length	mm	9		9	
Screw type: Tightening torque	N_m	M 3 / 0.5 – 0.7		M 3 / 0.5 – 0.7	
Insulating material		PA		PA	
Inflammability class according to GB30847 / UL94		V0		V0	
Identification data acc. To GB30847 ／ IEC947–1					
Rated voltage/rated current	GB: V / A	500 / 6.3		500 / 6.3	
Standard		GB/T 14048.18 IEC 60947-7-3		GB/T 14048.18 IEC 60947-7-3	

Attentions

The cartridge fuse holders should be selected according to the maximum power dissipation (self-heating) of the cartridges fuse. The thermal condition in closed fuse holders should be checked according to the application and installation.

Higher ambient temperatures are an additional strain on fuse inserts, in applications of this kind, the shift of the rated current should be taken into consideration accordingly.

RUK...
Fuse terminal block



RUK 5 -HESI



RUK -SI

Certification		cULus Thickness 8.2		Thickness 8.2	
Description	Light emitting diode display Voltage AC/DC current mA	Type	Min Packing qty	Type	Min Packing qty
Fuse terminal block：DIN Rail：U／G for cartridge fuse inserted	black grey	RUK 5 -HESI(black) RUK 5 -HESI(grey)	50 50	RUK -SI (black) RUK -SI (grey)	60 60
Fuse terminal As above, with light indicator for： 15 - 30	3.5 - 8.1	RUK 5 -HESI LED 24	50		
Fuse terminal As above, with light indicator for ：110 - 250	0.5 - 1.0	RUK 5 -HESI LA 250	50		
End cover					
Inserted bridge： fully insul,2-pot fully insulate,3-pot divisible, fully insulated 10-pot		EBS 2 - 8 I_{max}: 32A EBS 3 - 8 I_{max}: 32A EBS 10-8 I_{max}: 32A	50 50 50	EBS 2 - 8 I_{max}: 32A EBS 3 - 8 I_{max}: 32A EBS 10-8 I_{max}: 32A	50 50 50
Zack strip：10 section	white yellow	ZB 8 ZB 8 - OG	100 100	ZB 8 ZB 8 - OG	100 100
Dimension					
Thickness/width/plate thickness	mm	8.2 / 72.5		8.2 /59.5	
Height (U7.5 /U10 /U15 /G type)	mm	56.5 / 59 / 64 / 61.5		58 / 65.5 / 63（U7.5 / U15 / Type G）	
Technical data in accordance GB30847／IEC947					
Solid/stranded	mm^2	0.2 - 4 / 0.2 - 4		0.2 - 4 / 0.2 - 4	
Fuse type/Dimension		G / 5 × 20 / 5 × 25 / 5 × 30		G / 5 × 20 / 5 × 25	
Max rated current/rated voltage/cross section	A /V	6.3 /800		6.3 /400	
Max cross section with insertion bridge (solid/stranded)	mm^2	4 / 4		4 / 4	
Rated serge voltage/contamination class	Kv / -	6 / 3		4 / 3	
Connection capacity					
Stranded with ferrule with/without plastic sleeve	mm^2	0.25 - 4 / 0.25 - 4		0.25 - 4 / 0.25 - 4	
Multi conductor connection (2 conductors with same cross section)					
Solid/stranded	mm^2	0.20 - 1.5 / 0.2 - 1.5		0.20 - 1.5 / 0.2 - 1.5	
Stranded with ferrule without plastic sleeve	mm^2	0.25 - 1.5		0.25 - 1.5	
Stranded with TWIN ferrule with plastic sleeve	mm^2	0.50 - 1.5		0.50 - 2.5	
Stripping length	mm	8		9	
Screw type: Tightening torque	N_m	M 3 / 0.6 – 0.7		M 3 / 0.6 – 0.7	
Insulating material		PA		PA	
Inflammability class according to GB30847 / UL94		V0		V0	
Identification data acc. To GB30847 ／ IEC947–1					
Rated voltage/rated current	GB: V / A	600 / 6.3		250 / 10	
Standard		GB/T 14048.18 IEC 60947-7-3 UL1059		GB/T 14048.18 IEC 60947-7-3	

Attentions

The cartridge fuse holders should be selected according to the maximum power dissipation (self-heating) of the cartridges fuse. The thermal condition in closed fuse holders should be checked according to the application and installation.

Higher ambient temperatures are an additional strain on fuse inserts, in applications of this kind, the shift of the rated current should be taken into consideration accordingly.

Fuse type terminal block

The fuse terminal block, RUK10-DREHSI with screw cap that can be bridged with the fixed bridge, FBI is designed for 5×20 fuse with or without indicator pin.

The fused are inserted in the terminal blocks together with the screw cap.

The fuse terminal block can be connection by fix bridge



RUK 10 -DREHSI



RUK 10 -DREHSI-6.3×32

Description	Light emitting diode display Voltage AC/DC current mA		Thickness 12 Type	Min Packing qty	Thickness 12 Type	Min Packing qty
Fuse terminal block: DIN Rail: U/G for cartridge fuse inserted		black	RUK 10-DREHSI (black 5×20)	50	RUK 10-DREHSI-6.3×32 (black)	50
		grey	RUK 10-DREHSI (grey 5×20)	50	RUK 10-DREHSI-6.3×32 (grey)	50
Fuse terminal As above, with light indicator for :	5 - 15	0.5 – 2.5	/		/	
Fuse terminal As above, with light indicator for :	15 - 30	1.0 – 2.5	RUK 10-DREHSI LED 24 (5×20)	50	/	
Fuse terminal As above, with light indicator for :	30 - 60	0.8 – 2.0	RUK 10-DREHSI LED 60 (5×20)	50	/	
Fuse terminal As above, with light indicator for :	110 - 250	0.5 – 1.1	RUK 10-DREHSI LED 250 (5×20)	50	/	
Fix bridge: for cross-connection in the terminal center, screw heads with insulating collar, 10 pots, divisible, with 10 screws			FBI 10 -12 I_{max}: 101A	10		
Zack strip: 10 section		white	ZB 8	100	ZB 8	100
		orange	ZB 8 - OG	100	ZB 8 - OG	100
Dimension						
Thickness/width/plate thickness	mm		12 / 62		12 / 62	
Height (U7.5 /U10 /U15 /G type)	mm		59 / 61.5 / 66.5 / 64（U7.5 / U10 / U15 / type G）		59 / 61.5 / 66.5 / 64（U7.5 / U10 / U15 /type G）	
Technical data in accordance GB30847/IEC947						
Solid/stranded	mm^2		0.5 - 16 / 0.5 - 16		0.5 - 16 / 0.5 - 16	
Fuse type/Dimension			G / 5 × 20		G / 5 × 20	
Max rated current/rated voltage/cross section	A /V		10 /800		10 /800	
Max cross section with insertion bridge (solid/stranded)	mm^2		10 / 10		10 / 10	
Rated serge voltage/contamination class	Kv / -		4 / 3		4 / 3	
Connection capacity						
Stranded with ferrule with/without plastic sleeve	mm^2		0.5 - 10 / 0.5 - 10		0.5 - 10 / 0.5 - 10	
Multi conductor connection (2 conductors with same cross section)						
Solid/stranded	mm^2		0.5 - 4 / 0.5 - 0.4		0.5 - 4 / 0.5 - 0.4	
Stranded with ferrule without plastic sleeve	mm^2		0.5 - 4		0.5 - 4	
Stranded with TWIN ferrule with plastic sleeve	mm^2		0.50 - 10		0.50 - 10	
Stripping length	mm		11		11	
Screw type Torque	N_m		M 4 / 1.5 - 1.6		M 4 / 1.5 - 1.6	
Insulating material			PA		PA	
Inflammability class according to GB30847 / UL94			V0		V0	
Identification data acc. To GB30847 / IEC947–1						
Rated voltage/rated current	GB: V / A		800 / 10		800 / 10	
Standard			GB/T 14048.18 IEC 60947-7-3		GB/T 14048.18 IEC 60947-7-3	

Attentions

The cartridge fuse holders should be selected according to the maximum power dissipation (self-heating) of the cartridges fuse. The thermal condition in closed fuse holders should be checked according to the application and installation.

Higher ambient temperatures are an additional strain on fuse inserts, in applications of this kind, the shift of the rated current should be taken into consideration accordingly.

L/N/PE series connection terminal block

RAK/RAKG Series

RAK/RAKG Series can meet the electrical equipment from below two aspects that manufacturing requested by IEC 204-1/EN 60 204-1, N line, PE line or face- line often received the center part of the bus bar

- For terminal clearly identified separately;
- Insulation cap has 3 kinds of color that can be distinguish separately, and can make connection strewn clear.

In order to achieve the bus-bar support, there are two kinds of insulating fixtures are available:

- For a single block of bus-bar RAB/SS;
- For N line and PE line both sides of the bus-bar dislocation arrangement of double block RAB2 / SS.



RAKG 4



RAKG 16

Description	Color	Type	Min Packing qty	Type	Min Packing qty
L/N/P terminal block: With no insulate cap	blue	RAKG 4 BU	100	RAKG 16 BU	100
	black	RAKG 4 BK	100	RAKG 16 BK	100
With insulate cap	red	RAKG 4 RD	100	RAKG 16 RD	100
	yellow/green	RAKG 4 YG	100	RAKG 16 YG	100
N line junction strip 3×10mm, length: 1m Made of copper and nickel plated on surface		HLT-CU 3/10 I_{max}: 140A	10	HLT-CU 3/10 I_{max}: 140A	10
Bracket Made of insulated material, with fixed plastic cover, fitted for the junction strip which cross section is 3x10 or 6x6mm		RAB/SS	100	RAB/SS	100
Double bracket Made of insulated material, fitted for the junction strip which cross section is 3x10mm or 6x6mm, height 48mm		RAB2/SS	100	RAB2/SS	100
Zack strip: 10 section	white	ZB 5	100	ZB 6	100
	yellow	ZB 5 OG	100	ZB 6 OG	100
Dimension					
Thickness/width/plate thickness	mm	See the attached size		See the attached size	
Technical data in accordance GB30847/IEC947–7–1					
Solid/stranded	mm^2	0.5-6 / 0.5-4		1.5-16 / 1.5-16	
Max rated current /cross section	A /mm^2	41/6		76/16	
Screw type, torque	Nm	M4 / 1.5-1.8		M5 / 2.5-3	
Insulated material type		PA		PA	
Inflammability class acc to GB30847 / UL94		V 0		V 0	
Temperature data index	RTI / Ti	130 / 120		130 / 120	
Identification data acc. To GB30847 / IEC947–7–1					
Rated voltage/rated current	GB: V / A	300 / 41		300 / 76	
Standard		GB14048.7-7-1-1998/IEC947-7-1/EN50019		GB14048.7-7-1-1998/IEC947-7-1/EN50019	

Terminal size sketch:

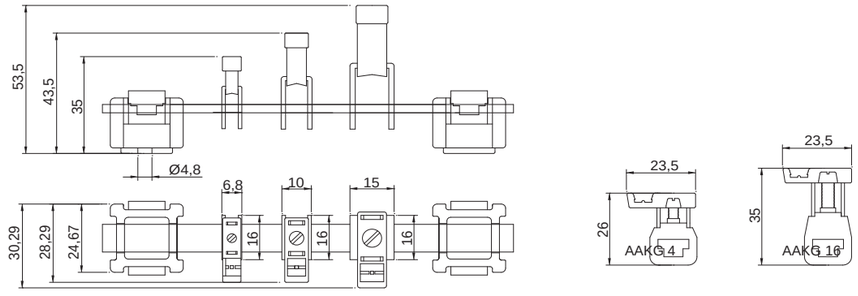

L/N/PE series connection terminal block



RAK/RAKG Series

RAK/RAKG Series can meet the electrical equipment from below two aspects that manufacturing requested by IEC 204-1/EN 60 204-1, N line, PE line or face- line often received the center part of the bus bar

- For terminal clearly identified separately;
- Insulation cap has 3 kinds of color that can be distinguish separately, and can make connection strewn clear.

In order to achieve the bus-bar support, there are two kinds of insulating fixtures are available:

- For a single block of bus-bar RAB/SS;
- For N line and PE line both sides of the bus-bar dislocation arrangement of double block RAB2 / SS.

RAKG 35

Description	Color	Type	Min Packing qty
L/N/P terminal block:			
With no insulate cap	blue	RAKG 35 BU	50
With insulate cap	black	RAKG 35 BK	50
	red	RAKG 35 RD	50
	yellow/green	RAKG 35 YG	50
N line junction strip 3×10mm, length: 1m Made of copper and nickel plated on surface		HLT-CU 3/10 I_{max}: 140A	10
Bracket Made of insulated material, with fixed plastic cover, fitted for the junction strip which cross section is 3x10 or 6x6mm		RAB/SS	100
Double bracket Made of insulated material, fitted for the junction strip which cross section is 3x10mm or 6x6mm, height 48mm		RAB2/SS	100
Zack strip:10 section	white	ZB 6	100
	yellow	ZB 6 OG	100
Dimension			
Thickness/width/plate thickness	mm	See the attached size	
Technical data in accordance GB30847/IEC947-7-1			
Solid/stranded	mm^2	2.5-35 / 2.5-25	
Max rated current /cross section	A /mm^2	125/35	
Screw type, torque	Nm	M6 / 3.2-3.7	
Insulated material type		PA	
Inflammability class acc to GB30847 / UL94		V 0	
Temperature data index	RTI / Ti	130 / 120	
Identification data acc. To GB30847 / IEC947-7-1			
Rated voltage/rated current	GB: V / A	300 / 125	
Standard		GB14048.7-7-1-1998/IEC947-7-1/EN50019	

Terminal size sketch:

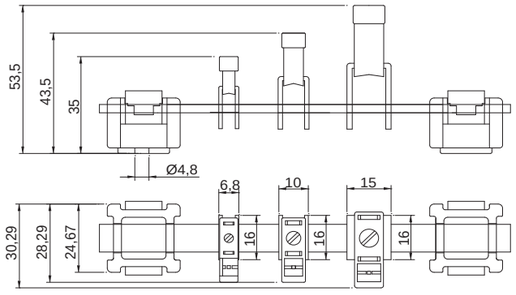

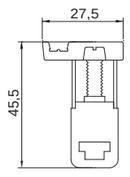

AAKG 35

RMJ
Small bus bar terminal block



RMJ2.5

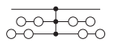



RMJ2.5E



Description	Color	Type	Min Packing qty	Type	Min Packing qty
Small bus bar terminal block	Grass green	RMJ2.5	20	RMJ2.5E	18
End cover		D-RMJ2.5		D-RMJ2.5E	
Dimension					
Thickness / width / height	mm	28 / 50 / 58		24 / 40 / 54	
In accordance with GB14048.1 / IEC947					
Max rated voltage/cross section	A /mm^2	24 / 2.5		24 / 2.5	
Screw type		M 4		M 4	
Tightening torque	Nm	1.0-1.2		1.0-1.2	
Insulating material		PC		PC	
Inflammability class acc to GB30847 / UL94		V 0		V 0	
Temperature data index					
Small bus bar wiring range	mm	Ø6 - Ø8		Ø6 - Ø10	
Identification data acc. To GB30847 / IEC94-7-1					
Rated voltage/rated current	GB: V / A	660 / 24		660 / 24	
Standard		IEC947-7-1 GB14048.7 EN50019		IEC947-7-1 GB14048.7 EN50019	

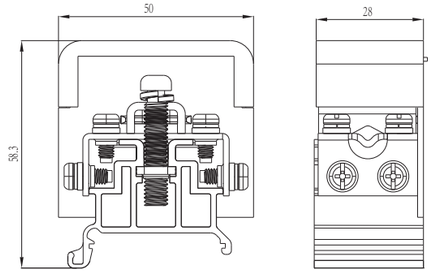

RMJ 2.5

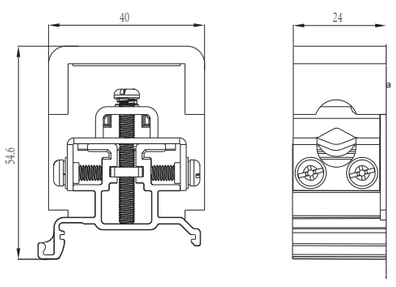

RMJ 2.5E

RMJ
Small bus bar terminal block



RMJ2.5BE

Description	Color	Type	Min Packing qty
Small bus bar terminal block	Grass green	RMJ2.5BE GR	25
Dustproof cover	transparent	G-250W	
End cover		D-RMJ2.5BE	
Dimension			
Thickness / width / height	mm	18 / 50 / 45	
In accordance with GB14048.1 / IEC947			
Max rated voltage/cross section	A /mm^2	24 / 2.5	
Screw type		M 4	
Tightening torque	Nm	1.0-1.2	
Insulating material		PC	
Inflammability class acc to GB30847 / UL94		V 0	
Temperature data index			
Small bus bar wiring range	mm	Ø6 - Ø8	
Identification data acc. To GB30847 / IEC94-7-1			
Rated voltage/rated current	GB: V / A	660 / 24	
Standard		IEC 60947-7-1 GB/T 14048.7	

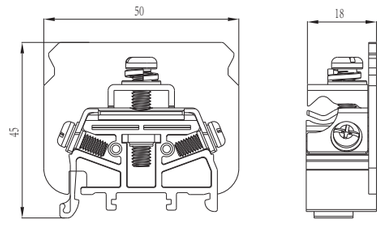

RMJ 2.5BE

RSK-8/14 Shielding terminal block

Shielding wire terminal features:
- Suitable for direct installation on bus bar
- Spring load, large top area
- Easy operation
- With screw knurling
- Reliable performance



RSK-8



RSK-14

Description	Color	Type	Min Packing qty	Type	Min Packing qty
Shielding wire terminal uses in installation on busbar directly.	blue-white	RSK-8	100	RSK-14	50
erminal size					
length / width / height	mm	19.6 / 12.5 / 24		19.6 / 17 / 44.1	
Technical Data					
Solid / stranded conductor	mm	Ø3-8mm		Ø3-14mm	
Tightening torgue		0.6Nm		0.6Nm	
PEN conducting bus-bar		PEN bus-bar, 3*10mm, 1m in length, material: Copper, nickel plated, Rated current: 140A		PEN bus-bar, 3*10mm, 1m in length, material: Copper, nickel plated, Rated current: 140A	
Technical data in accordance with GB30847 / IEC94-7-1					
Rated working voltage/ rated working current	GB: V / A	660 / 41		660 / 41	
Standard		IEC 60947-7-1 GB/T 14048.7		IEC 60947-7-1 GB/T 14048.7	

RSK - 8/14 Terminal dimension diagram

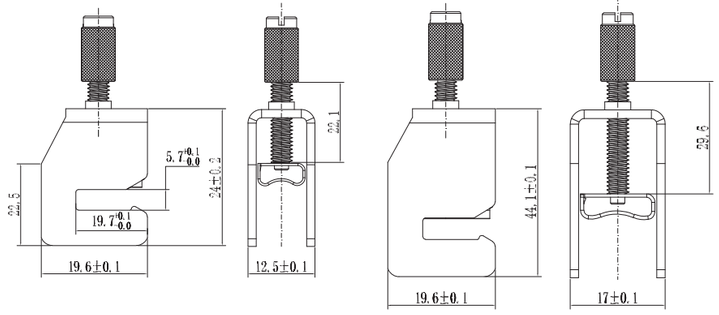

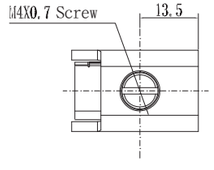

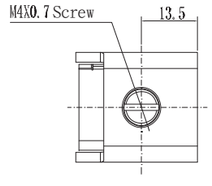

RP1-...Screen terminal block

RP1-2...integral connector, it is dedicated disconnect connector for power control cabinet, installing hole distance 28/35mm, used for AC 660V current ≤24A relay protection, electric power automation, relay protection control system.





RP 1-2



RP 1-2/28

Description	Color	Type	Min Packing qty	Type	Min Packing qty
Screen terminal block	green	RP 1-2	50	RP 1-2/28	50
	yellow	RP 1-2 YE	50	RP 1-2/28 YE	50
	red	RP 1-2 RD	50	RP 1-2/28 RD	50
	green	RP 1-2 GN	50	RP 1-2/28 GN	50
	blue	RP 1-2 BU	50	RP 1-2/28 BU	50
	Combination yellow	RP 1-2 YE2	50	RP 1-2/28 YE2	50
	Combination red	RP 1-2 RD2	50	RP 1-2/28 RD2	50
	Combination blue	RP 1-2 BU2	50	RP 1-2/28 GN2	50
Protective cover		RP 1-2/35 FG		RP 1-2/28 FG	
Dimension					
Thickness /width / height	mm	13 / 48 / 63		15.6 / 43.6 / 58.8	
The height after installment	mm	35		33	
Hole distance / size of hole	mm	35 / 2 - Ø10		28 / 2 - Ø10	
Technical data in accordance GB30847／IEC947					
Max rated voltage/cross section	A /mm^2	32 / 2.5		32 / 2.5	
Nut type		M 4		M 4	
Tightening torque	Nm	0.8 - 1.0		0.8-1.0	
Insulated material		PC		PC	
Inflammability class acc to GB30847 / UL94		V 0		V 0	
Identification data acc. To GB30847 ／ IEC947–1					
Rated voltage/rated current	GB: V / A	660 / 24		660 / 24	
Standard		IEC 60947-7-1 GB/T 14048.7		IEC 60947-7-1 GB/T 14048.7	

Combination color example

* For other combination of colors, please contact sales Rep.



RP 1-2(YE2) RP 1-2(RD2) RP 1-2(BU2) RP 1-2/28(YE2) RP 1-2/28(RD2) RP 1-2/28(GN2)

RP 1-2 Installation diagram

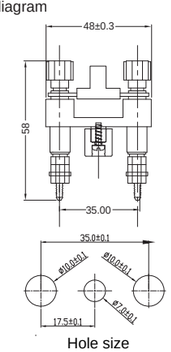

Hole size

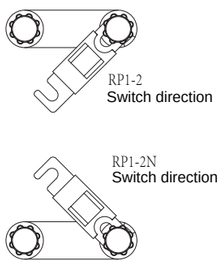

RP 1-2/28 Installation diagram

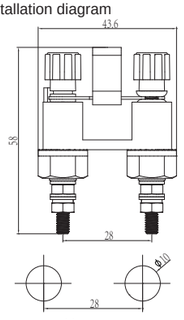

Hole size

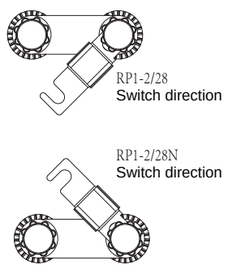

RP1-...Screen terminal block

RP1-2...integral connector, it is dedicated disconnect connector for power control cabinet, installing hole distance 28/35mm, used for AC 660V current ≤24A relay protection, electric power automation, relay protection control system.



RP 1-2/35



RP 1-3

Description	Color	Type	Min Packing qty	Type	Min Packing qty
Screen terminal block	green	RP 1-2/35	40	RP 1-3	30
	yellow	RP 1-2/35 YE	40	RP 1-3 YE	30
	red	RP 1-2/35 RD	40	RP 1-3 RD	30
	green	RP 1-2/35 GN	40		
	blue	RP 1-2/35 BU	40		
	Combination yellow	RP 1-2/35 YE2	40		
	Combination red	RP 1-2/35 RD2	40		
	Combination blue	RP 1-2/35 GN2	40		
Protective cover		RP 1-2/35 FG		RP 1-2/28 FG	
Dimension					
Thickness /width/ height	mm	15.6/ 50.5/ 61		13 / 48 / 63	
The height after installment	mm	34		35	
Hole distance / size of hole	mm	35/2-Ø10		34 / 3 - Ø10	
Technical data in accordance GB30847／IEC947					
Max rated voltage/cross section	A /mm^2	24 / 2.5		32 / 2.5	
Nut type		M 4		M 4	
Tightening torque	Nm	0.8-1.0		0.8-1.0	
Insulated material		PC		PC	
Inflammability class acc to GB30847 / UL94		V 0		V 0	
Temperature data index	RTI / Ti	130 / 120		130 / 120	
Identification data acc. To GB30847 ／ IEC947–1					
Rated voltage/rated current	GB: V / A	660 / 24		660 / 24	
Standard		IEC 60947-7-1 GB/T 14048.7		IEC 60947-7-1 GB/T 14048.7	

Combination color example

* For other combination of colors, please contact sales Rep.



RP 1-2/35(YE2) RP 1-2/35(RD2) RP 1-2/35(GN2)

RP 1-2/35 Installation diagram

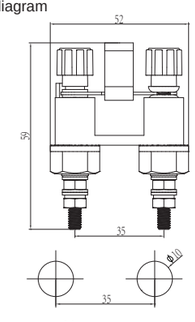

Hole size

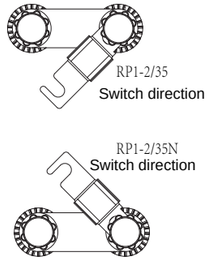

RP 1-3 Installation diagram

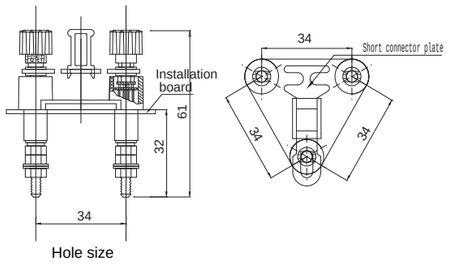

Hole size

RPB-20/40-1 Screen marker





RPB-20/40-1

*Applied in integral connector RP1...Series marking usage

Description		Color	Type	Min Packing qty
Shell		White	RPB-20/40-1	50
Transparent cover		Transparent		
Dimension				
Thickness /height /length		mm	9.8 / 42 / 23	
Screen thickness		mm	5.6	
Hole distance/hole diameter		mm	26 / Φ3	
Insulated material type			PA	
Inflammability class acc to GB30847 / UL94			V2	
Writing area		mm	13x19	
Installation board thickness		mm	1.0-1.2	
Installation diagram				

RP 1-3 Installation diagram

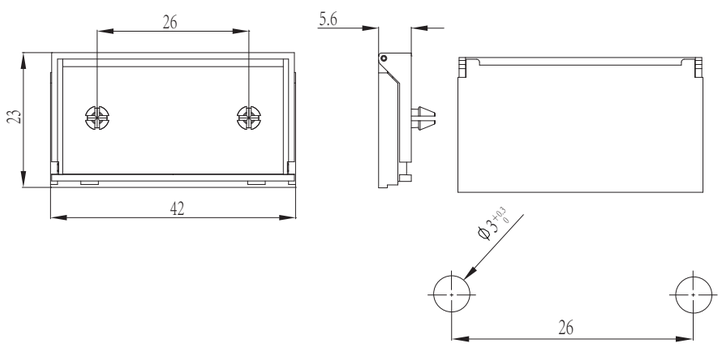

Hole size

RP2 Spring connector

It is a dedicated disconnect connection piece for power control cabinets. The installation hole is 28mm, suitable for relay protection screens with AC 660V&current 24A and below, power automation, and relay protection control systems.
The contact point adopts the plug-in spring hole, which has the characteristics of strong surrounding elasticity, low resistance of the contact point, small volume, and the metal contact part is wrapped by an insulating material, which is safe and reliable to use, and simple and convenient to operate.
RP2-28 also has a marking function, including a writing area of 9x37mm marking paper.



RP 2



RP 2-28

Description		Color	Type	Min Packing qty	Type	Min Packing qty
Screen terminal block		green	RP 2	50	RP 2-28	24
		yellow	RP 2(YE)	50	RP 2-28(YE)	24
		red	RP 2(RD)	50	RP 2-28(RD)	24
		green	RP 2(GN)	50	RP 2-28(GN)	24
		Combination yellow	RP 2(YE2)	50	RP 2-28(YE2)	24
		Combination red	RP 2(RD2)	50	RP 2-28(RD2)	24
		Combination blue	RP 2(GN2)	50	RP 2-28(GN2)	24
Dimension						
Thickness /width/ height		mm	23 / 37 / 37		23 / 40 / 48	
The height after installment		mm	17.5		31	
Hole distance / size of hole		mm	25 / 2 - Ø9.5		28 / 2 - Ø10	
Technical data in accordance GB30847／IEC947						
Max rated voltage/cross section		A /mm^2	32 / 2.5		32 / 2.5	
Nut type			M 4		M 4	
Tightening torque		Nm	0.8-1.0		0.8-1.0	
Insulated material			PC		PC	
Inflammability class acc to GB30847 / UL94			V 0		V 0	
Temperature data index		RTI / Ti				
Identification data acc. To GB30847 ／ IEC947–1						
Rated voltage/rated current		GB: V / A	660 / 24		660 / 24	
Standard			IEC 60947-7-1 GB/T 14048.7		IEC 60947-7-1 GB/T 14048.7	

Combination color example

* For other combination of colors, please contact sales Rep.



RP 2(YE2) RP 2(RD2) RP 2(GN2) RP 2-28(YE2) RP 2-28(RD2) RP 2-28(GN2)

RP 2 Installation diagram

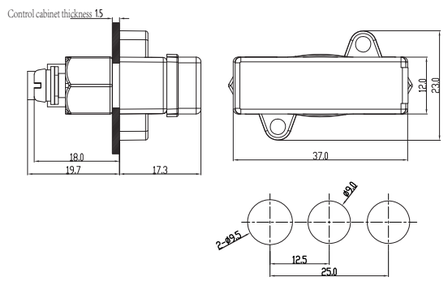

Hole size

RP2-28 Installation diagram

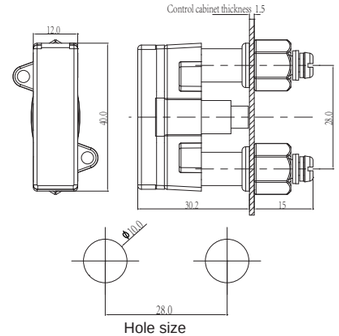

Hole size

RPF panel-through terminal block

It use for connectors/parallel current&voltage dedicated terminal block and choose any pots between 2~24. Plastic base adopt injected PC fuel resistance material, combined screw connecting , convenient to use, good fix feature, safe and reliable. It is widely used in power automation and relay protection control devices.



RPF

Description		Color	Type	Min Packing qty
Panel through terminal block		green	RPF-2	50
			...	...
			RPF-8	20
			...	...
			RPF-24	10
Dimension				
Thickness /height /length	mm		19.0 / 28.8 / attached drawing	
Hole size	mm			
Technical data in accordance GB30847/IEC947				
Max rated voltage/cross section	A /mm^2		24 / 2.5	
Nut type			M 3	
Tightening torque	Nm		0.6-0.8	
Insulated material			PC	
Inflammability class acc to GB30847 / UL94			V 0	
Temperature data index	RTI / Ti		130 / 120	
Identification data acc. To GB30847 / IEC947-1				
Rated voltage/rated current	GB: V / A		660 / 24	
Standard			GB14048.7-2006IEC947-7-1-2002 UL1059	

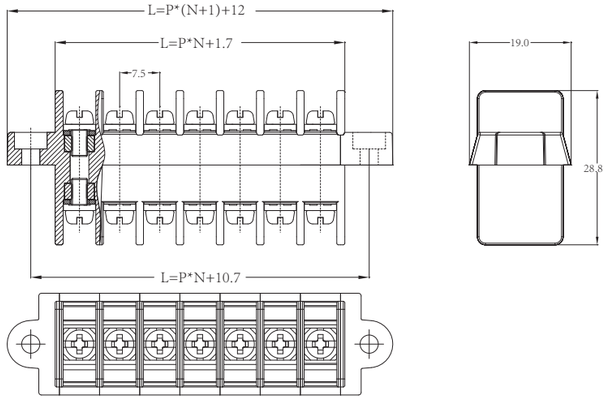

RTK6
Anti-interference terminal block
Rated U_N=660V



RTK 6

Thickness 8.2

Description		Color	Type	Min Packing qty
DIN Rail: U/G		grey	RTK 6	60
		blue	RTK 6 BU	60
		red	RTK 6 RD	60
End cover			D-RTK 6	100
Fix bridge：for cross-connection in the terminal center,divisible			RTK6/10L	10
Straight screwdriver			SZF 0.6×3.5	
Zack strip:10 section		white	ZB 8	100
		blue	ZB 8 - BU	100
		orange	ZB 8 - OG	100
Dimension				
Thickness/width/plate thickness	mm		8.2 /64 / 1.6	
Height (U7.5/U10/U15/G type)	mm		71.5/ 74 /79	
Technical data in accordance with GB30847/IEC947				
Solid/Stranded	mm^2		0.2 – 10.0 / 0.2 – 6.0	
Max rated current/rated voltage/cross section	A /V /mm^2		41 / 660 / 6	
Rated serge voltage/contamination class	Kv / -		2 / 3	
Connection capacity				
Stranded with ferrule without/with plastic sleeve	mm^2		0.2 - 6 / 0.2 - 6	
Multi conductor connection (2 conductors with same cross section)				
Solid/Stranded	mm^2		0.5– 2.5 / 0.5 – 2.5	
Stranded with ferrule without plastic sleeve	mm^2		0.25 - 1.5	
Stranded with TWIN ferrule with plastic sleeve	mm^2		0.5-2.5	
Stripping length	mm		10	
Screw type			M 3 M 4	
Tightening Torque	Nm		0.6-0.7 1.5-1.6	
Insulating material			PA	
Inflammability class according to GB30847/UL94			V 0	
Identification data acc. To GB30847 / IEC947-1				
Rated working voltage/rated working current	GB: V / A		660 / 41	
Standard			IEC 60947-7-1 GB/T 14048.7	

RUG/D Functional terminal block with diode

Diode model: 1N4007
Reverse breakdown voltage: 1000V
Max continuous current: 0.5A



RUG/D-A



RUG/D-B



RUG/D-C



RUG/D-D

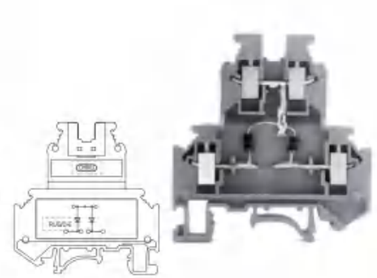

RUG/D-E

Certificate		Thickness 6.2		Thickness 6.2	
Description	Color	Type	Min Packing qty	Type	Min Packing qty
DIN Rail: U/G	grey	RUG/D - A	50	RUG/D - B	50
	blue	RUG/D - A BU	50	RUG/D - B BU	50
	red	RUG/D - A OG	50	RUG/D - B OG	50
End cover		D - RUKK 3/5	100	D - RUKK 3/5	100
		D - RUKK 3/5 BU	100	D - RUKK 3/5 BU	100
		D - RUKK 3/5 OG	100	D - RUKK 3/5 OG	100
Spacer Used to offset interlayer dislocation, thickness2.5mm		DG - RUKK 3/5	100	DG - RUKK 3/5	100
		DG - RUKK 3/5 BU	100	DG - RUKK 3/5 BU	100
		DG - RUKK 3/5 OG	100	DG - RUKK 3/5 OG	100
Space compensation plate Used to offset interlayer dislocation, thickness2.5mm		DP - RUKK 3/5	100	DP - RUKK 3/5	100
		DP - RUKK 3/5 BU	100	DP - RUKK 3/5 BU	100
		DP - RUKK 3/5 OG	100	DP - RUKK 3/5 OG	100
Fix bridge：for cross-connection in the terminal center, screw heads with insulating collar, 10 pots, divisible, with 10 screws		FBI 2-6 I_{max}: 32A	10	FBI 2-6 I_{max}: 32A	10
		FBI 3-6 I_{max}: 32A	10	FBI 3-6 I_{max}: 32A	10
		FBI 4-6 I_{max}: 32A	10	FBI 4-6 I_{max}: 32A	10
		FBI 5-6 I_{max}: 32A	10	FBI 5-6 I_{max}: 32A	10
		FBI 10-6 I_{max}: 32A	10	FBI 10-6 I_{max}: 32A	10
Inserted bridge: Fully insulate 2-pot		EB 2-6 I_{max}: 30A	10	EB 2-6 I_{max}: 30A	10
Fully insulate 3-pot		EB 3-6 I_{max}: 30A	10	EB 3-6 I_{max}: 30A	10
Divisible, Fully insulate 10-pot		EB 10-6 I_{max}: 30A	10	EB 10-6 I_{max}: 30A	10
Group plate:for electrical separation of neighboring bridges, can be fitted later ,no loss of pitch		TS – KK 3	200	TS – KK 3	200
Zack strip：10 section	white	ZB 6	100	ZB 6	100
	blue	ZB 6 OG	100	ZB 6 OG	100
	orange				
Dimension					
Thickness/width/plate thickness	mm	6.2 / 56 / 2.5		6.2 / 56 / 2.5	
Height (U7.5/U10/U15/G type)	mm	62 / 67		62 / 67	
Technical data in accordance with GB30847/IEC947					
Solid/Stranded	mm^2	0.2 - 6 / 0.2 - 4		0.2 - 6 / 0.2 - 4	
Max rated current/rated voltage/cross section	A /V /mm^2	32[1] /500 /4		32[1] /500 /4	
Max cross section with insertion bridge (solid/stranded)	mm^2	4 / 2.5		4 / 2.5	
Rated serge voltage/contamination class	Kv / -	6 / 3		6 / 3	
Connection capacity					
Stranded with ferrule without/with plastic sleeve	mm	0.25 - 4 / 0.25 - 2.5		0.25 - 4 / 0.25 - 2.5	
Multi conductor connection (2 conductors with same cross section)					
Solid/Stranded	mm^2	0.2 - 1.5 / 0.2 - 1.5		0.2 - 1.5 / 0.2 - 1.5	
Stranded with ferrule without plastic sleeve	mm^2	0.25 - 1.5		0.25 - 1.5	
Stranded with TWIN ferrule with plastic sleeve	mm^2	0.5 - 1.5		0.5 - 1.5	
Stripping length	mm	8		8	
Screw type		M 3		M 3	
Tightening Torque	N_m	0.6 - 0.8		0.6 - 0.8	
Insulating material		PA		PA	
Inflammability class according to GB30847/UL94		V 0		V 0	
Identification data acc. To GB30847 / IEC947-1					
Rated working voltage/rated working current	GB: V / A	500 / 32		500 / 32	
Standard		IEC 60947-7-1 GB/T 14048.7		IEC 60947-7-1 GB/T 14048.7	

[1] The maximum current is limited by the diode used.

Thickness 6.2		Thickness 6.2		Thickness 6.2	
Type	Min Packing qty	Type	Min Packing qty	Type	Min Packing qty
RUG/D - C	50	RUG/D - D	50	RUG/D - E	50
RUG/D - C BU	50	RUG/D - D BU	50	RUG/D - E BU	50
RUG/D - C OG	50	RUG/D - D OG	50	RUG/D - E OG	50
D - RUKK 3/5	100	D - RUKK 3/5	100	D - RUKK 3/5	100
D - RUKK 3/5 BU	100	D - RUKK 3/5 BU	100	D - RUKK 3/5 BU	100
D - RUKK 3/5 OG	100	D - RUKK 3/5 OG	100	D - RUKK 3/5 OG	100
DG - RUKK 3/5	100	DG - RUKK 3/5	100	DG - RUKK 3/5	100
DG - RUKK 3/5 BU	100	DG - RUKK 3/5 BU	100	DG - RUKK 3/5 BU	100
DG - RUKK 3/5 OG	100	DG - RUKK 3/5 OG	100	DG - RUKK 3/5 OG	100
DP - RUKK 3/5	100	DP - RUKK 3/5	100	DP - RUKK 3/5	100
DP - RUKK 3/5 BU	100	DP - RUKK 3/5 BU	100	DP - RUKK 3/5 BU	100
DP - RUKK 3/5 OG	100	DP - RUKK 3/5 OG	100	DP - RUKK 3/5 OG	100
FBI 2-6 I_{max}: 32A	10	FBI 2-6 I_{max}: 32A	10	FBI 2-6 I_{max}: 32A	10
FBI 3-6 I_{max}: 32A	10	FBI 3-6 I_{max}: 32A	10	FBI 3-6 I_{max}: 32A	10
FBI 4-6 I_{max}: 32A	10	FBI 4-6 I_{max}: 32A	10	FBI 4-6 I_{max}: 32A	10
FBI 5-6 I_{max}: 32A	10	FBI 5-6 I_{max}: 32A	10	FBI 5-6 I_{max}: 32A	10
FBI 10-6 I_{max}: 32A	10	FBI 10-6 I_{max}: 32A	10	FBI 10-6 I_{max}: 32A	10
EB 2-6 I_{max}: 30A	10	EB 2-6 I_{max}: 30A	10		10
EB 3-6 I_{max}: 30A	10	EB 3-6 I_{max}: 30A	10		10
EB 10-6 I_{max}: 30A	10	EB 10-6 I_{max}: 30A	10	EB 10-6 I_{max}: 28A	10
TS – KK 3	200	TS – KK 3	200	TS – KK3	200
ZB 6	100	ZB 6	100	ZB 6	100
ZB 6-OG	100	ZB 6-OG	100	ZB 6-OG	100
6.2 / 56 / 2.5		6.2 / 56 / 2.5		6.2 / 56 / 2.5	
62 / 67		62 / 67		62 / 67	
0.2 - 6 / 0.2 - 4		0.2 - 6 / 0.2 - 4		0.2 - 6 / 0.2 - 4	
32[1] /500 /4		32[1] /500 /4		32[1] /500 /4	
4 / 2.5		4 / 2.5		4 / 2.5	
6 / 3		6 / 3		6 / 3	
0.25 - 4 / 0.25 - 2.5		0.25 - 4 / 0.25 - 2.5		0.25 - 4 / 0.25 - 2.5	
0.2 - 1.5 / 0.2 - 1.5		0.2 - 1.5 / 0.2 - 1.5		0.2 - 1.5 / 0.2 - 1.5	
0.25 - 1.5		0.25 - 1.5		0.25 - 1.5	
0.5 - 1.5		0.5 - 1.5		0.5 - 1.5	
8		8		8	
M 3		M 3		M 3	
0.6 - 0.8		0.6 - 0.8		0.6 - 0.8	
PA		PA		PA	
V 0		V 0		V 0	
500 / 32		500 / 32		500 / 32	
IEC 60947-7-1 GB/T 14048.7		IEC 60947-7-1 GB/T 14048.7		IEC 60947-7-1 GB/T 14048.7	

RUG/D Functional terminal block with diode



RUG/D-F

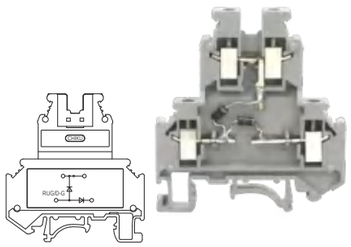

RUG/D-G

Description	Color	型号	Min Packing qty	型号	Min Packing qty
		Thickness 6.2		Thickness 6.2	
DIN Rail: U/G	grey	RUG/D - F	50	RUG/D - G	50
	blue	RUG/D - F BU	50	RUG/D - G BU	50
	red	RUG/D - F OG	50	RUG/D - G OG	50
End cover		D - RUKK 3/5	100	D - RUKK 3/5	100
		D - RUKK 3/5 BU	100	D - RUKK 3/5 BU	100
		D - RUKK 3/5 OG	100	D - RUKK 3/5 OG	100
Spacer Used to offset interlayer dislocation, thickness2.5mm		DG - RUKK 3/5	100	DG - RUKK 3/5	100
		DG - RUKK 3/5 BU	100	DG - RUKK 3/5 BU	100
		DG - RUKK 3/5 OG	100	DG - RUKK 3/5 OG	100
Space compensation plate Used to offset interlayer dislocation, thickness2.5mm		DP - RUKK 3/5	100	DP - RUKK 3/5	100
		DP - RUKK 3/5 BU	100	DP - RUKK 3/5 BU	100
		DP - RUKK 3/5 OG	100	DP - RUKK 3/5 OG	100
Fix bridge：for cross-connection in the terminal center, screw heads with insulating collar, 10 pots, divisible, with 10 screws		FBI 2-6 I_{max}: 32A	10	FBI 2-6 I_{max}: 32A	10
		FBI 3-6 I_{max}: 32A	10	FBI 3-6 I_{max}: 32A	10
		FBI 4-6 I_{max}: 32A	10	FBI 4-6 I_{max}: 32A	10
		FBI 5-6 I_{max}: 32A	10	FBI 5-6 I_{max}: 32A	10
		FBI 10-6 I_{max}: 32A	10	FBI 10-6 I_{max}: 32A	10
Inserted bridge: Fully insulate 2-pot Fully insulate 3-pot Divisible, Fully insulate 10-pot		EB 2-6 I_{max}: 30A	10	EB 2-6 I_{max}: 30A	10
		EB 3-6 I_{max}: 30A	10	EB 3-6 I_{max}: 30A	10
		EB 10-6 I_{max}: 30A	10	EB 10-6 I_{max}: 30A	10
Group plate:for electrical separation of neighboring bridges, can be fitted later ,no loss of pitch		TS – KK 3	200	TS – KK 3	200
Zack strip：10 section	white	ZB 6	100	ZB 6	100
	blue	ZB 6 OG	100	ZB 6 OG	100
Dimension					
Thickness/width/plate thickness	mm	6.2 / 56 / 2.5		6.2 / 56 / 2.5	
Height (U7.5/U10/U15/G type)	mm	62 / 67		62 / 67	
Technical data in accordance with GB30847/IEC947					
Solid/Stranded	mm^2	0.2 - 6 / 0.2 - 4		0.2 - 6 / 0.2 - 4	
Max rated current/rated voltage/cross section	A /V / mm^2	32[1] /500 /4		32[1] /500 /4	
Max cross section with insertion bridge (solid/stranded)	mm^2	4 / 2.5		4 / 2.5	
Rated serge voltage/contamination class	Kv / -	6 / 3		6 / 3	
Connection capacity					
Stranded with ferrule without/with plastic sleeve	mm	0.25 - 4 / 0.25 - 2.5		0.25 - 4 / 0.25 - 2.5	
Multi conductor connection (2 conductors with same cross sectio					
Solid/Stranded	mm^2	0.2 - 1.5 / 0.2 - 1.5		0.2 - 1.5 / 0.2 - 1.5	
Stranded with ferrule without plastic sleeve	mm^2	0.25 - 1.5		0.25 - 1.5	
Stranded with TWIN ferrule with plastic sleeve	mm^2	0.5 - 1.5		0.5 - 1.5	
Stripping length	mm	8		8	
Screw type		M 3		M 3	
Tightening Torque	N_m	0.6 - 0.8		0.6 - 0.8	
Insulating material		PA		PA	
Inflammability class according to GB30847/UL94		V 0		V 0	
Identification data acc. To GB30847 / IEC947-1					
Rated working voltage/rated working current	GB: V / A	500 / 32		500 / 32	
Standard		IEC 60947-7-1 GB/T 14048.7		IEC 60947-7-1 GB/T 14048.7	

[1] 最大电流由所用二极管限定。

RUG/D Functional terminal block with diode



RUG/D-H

Description	Color	型号	Min Packing qty
		Thickness 6.2	
DIN Rail: U/G	grey	RUG/D - H	50
	blue	RUG/D - H BU	50
	red	RUG/D - H OG	50
End cover		D - RUKK 3/5	100
		D - RUKK 3/5 BU	100
		D - RUKK 3/5 OG	100
Spacer Used to offset interlayer dislocation, thickness2.5mm		DG - RUKK 3/5	100
		DG - RUKK 3/5 BU	100
		DG - RUKK 3/5 OG	100
Space compensation plate Used to offset interlayer dislocation, thickness2.5mm		DP - RUKK 3/5	100
		DP - RUKK 3/5 BU	100
		DP - RUKK 3/5 OG	100
Fix bridge：for cross-connection in the terminal center, screw heads with insulating collar, 10 pots, divisible, with 10 screws		FBI 2-6 I_{max}: 32A	10
		FBI 3-6 I_{max}: 32A	10
		FBI 4-6 I_{max}: 32A	10
		FBI 5-6 I_{max}: 32A	10
		FBI 10-6 I_{max}: 32A	10
Inserted bridge: Fully insulate 2-pot Fully insulate 3-pot Divisible, Fully insulate 10-pot		EB 2-6 I_{max}: 30A	10
		EB 3-6 I_{max}: 30A	10
		EB 10-6 I_{max}: 30A	10
Group plate:for electrical separation of neighboring bridges, can be fitted later ,no loss of pitch		TS – KK 3	200
Zack strip：10 section	white	ZB 6	100
	blue	ZB 6-OG	100
Dimension			
Thickness/width/plate thickness	mm	6.2 / 56 / 2.5	
Height (U7.5/U10/U15/G type)	mm	62 / 67	
Technical data in accordance with GB30847/IEC947			
Solid/Stranded	mm^2	0.2 - 6 / 0.2 - 4	
Max rated current/rated voltage/cross section	A /V / mm^2	32[1] /500 /4	
Max cross section with insertion bridge (solid/stranded)	mm^2	4 / 2.5	
Rated serge voltage/contamination class	Kv / -	6 / 3	
Connection capacity			
Stranded with ferrule without/with plastic sleeve	mm	0.25 - 4 / 0.25 - 2.5	
Multi conductor connection (2 conductors with same cross sectio			
Solid/Stranded	mm^2	0.2 - 1.5 / 0.2 - 1.5	
Stranded with ferrule without plastic sleeve	mm^2	0.25 - 1.5	
Stranded with TWIN ferrule with plastic sleeve	mm^2	0.5 - 1.5	
Stripping length	mm	8	
Screw type		M 3	
Tightening Torque	N_m	0.6 - 0.8	
Insulating material		PA	
Inflammability class according to GB30847/UL94		V 0	
Identification data acc. To GB30847 / IEC947-1			
Rated working voltage/rated working current	GB: V / A	500 / 32	
Standard		IEC 60947-7-1 GB/T 14048.7	

RTB series economical screw terminal blocks

RTB series economical screw terminal block, using screw–in wiring method. When wiring, the screw is twisted to drive the wire pressing frame to move, so that the wire is tightly connected to the conductive wire. The structure with self–locking function can ensure the stability of the product and the comfort of operation to the greatest extent possible. This series of products is reliable and convenient when wiring and installing, having complete wiring capacity and complete accessories.

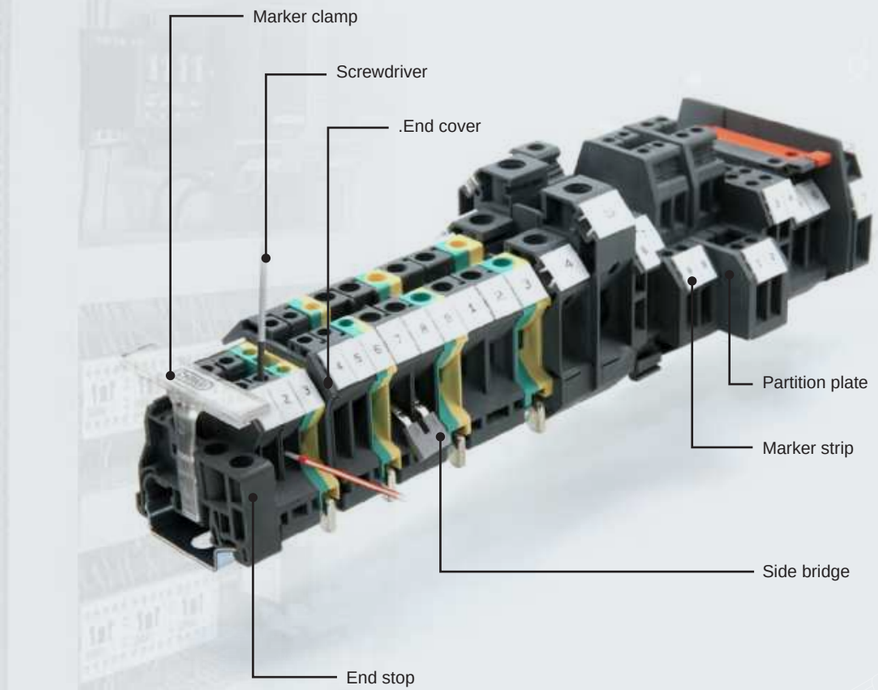


Connection schematic diagram


End cover


Bridge


Marker strip

RTB...
Feed-through screw terminal block



RTB 2.5B



RTB 4

Description	Color	Type	Min Packing qty	Type	Min Packing qty
		Thickness 6.2		Thickness 6.2	
DIN Rail: U/G	Iron grey	RTB 2.5B	50	RTB 4	50
	blue	RTB 2.5B BU	50	RTB 4 BU	50
	red	RTB 2.5B RD	50	RTB 4 RD	50
	yellow	RTB 2.5B YE	50	RTB 4 YE	50
End cover		D-RTB 2.5	100	D-RTB 3/10	100
		D-RTB 2.5 BU	100	D-RTB 3/10 BU	100
Fix bridge：for cross-connection in the terminal center, screw heads with insulating collar, 10 pots, divisible, with 10 screws		RTB 2 - 6 I_{max}: 30A	10	RTB 2 - 6 I_{max}: 30A	10
		RTB 3 - 6	10	RTB 3 - 6	10
		... ...	...	... ...	...
		RTB 10 - 6		RTB 10-6	
Inserted bridge: fully insulate, 2-pot		EB 2 - 6 I_{max}: 30A	50	EB 2 - 6 I_{max}: 30A	50
fully insulate, 3-pot		EB 3 - 6 I_{max}: 30A	50	EB 3 - 6 I_{max}: 30A	50
divisible, fully insulate, 10-pot		EB 10 - 6 I_{max}: 30A	50	EB 10 - 6 I_{max}: 30A	50
Separate plate:for electrical separation of neighboring bridges, can be fitted later ,no loss of pitch		TS - KK3	200	TS -K	200
Group plate:for visual and electrical separation of terminal group, 1.5mm thickness		ATP -RTB	100	ATP - RTB	100
Test plug socket:for test connection with test plug MPS or reducing plug RPS		PSB 3 /10 /4	10	PSB 3 /10 /4	10
Zack strip:10 section	white	ZB 6	100	ZB 6	100
	orange	ZB 6 OG	100	ZB 6 OG	100
Dimension					
Thickness/width/plate thickness	mm	6.2 /42.5 /1.5		6.2 /42.5 /1.8	
Height (U7.5/U10/U15/G type)	mm	42 /44.5 /49.5 /47		47 /49.5 /54.5 /52	
Technical data in accordance with GB30847/IEC947-7-1					
Solid/Stranded	mm^2	0.5 -4.0/0.5-2.5		0.2-6/0.2/4	
Max rated current/rated voltage/cross section	A /V /mm^2	24 /800 /2.5		32/800/4	
Max cross section with insertion bridge (solid/stranded)	mm^2	4 / 2.5		4 / 4	
Rated serge voltage/contamination class	Kv / -	8 / 3		8 / 3	
Connection capacity					
Stranded with ferrule without/with plastic sleeve	mm	0.25 -2.5 / 0.25 -2.5		0.25 - 4 / 0.25 - 4	
Multi conductor connection (2 conductors with same cross section)					
Solid/Stranded	mm^2	0.2 -4 / 0.2 -2.5		0.2 -1.5 /0.2 -1.5	
Stranded with ferrule without plastic sleeve	mm^2	0.25 -1.5		0.25 -1.5	
Stranded with TWIN ferrule with plastic sleeve	mm^2	0.5 - 1.5		0.5-2.5	
Stripping length	mm	7		8	
Screw type		M 3		M 3	
Tightening Torque	N_m	0.5 -0.6		0.5 -0.6	
Insulating material		PA		PA	
Inflammability class according to GB30847/UL94		V 0		V 0	
Identification data acc. To GB30847 / IEC947-7-1		PA			
Rated working voltage/rated working current	GB: V / A	690/24		800 /32	
Standard		IEC 60947-7-1 GB/T 14048.7		IEC 60947-7-1 GB/T 14048.7	

RTB...
Feed-through screw terminal block





RTB 6

RTB 10

Description	Color	Thickness 8.2 Type	Min Packing qty	Thickness 10.2 Type	Min Packing qty
DIN Rail: U/G	Iron grey	RTB 6	50	RTB 10	40
	blue	RTB 6 BU	50	RTB 10 BU	40
	red	RTB 6 RD	50	RTB 10 RD	40
	yellow	RTB 6 YE	50	RTB 10YE	40
End cover		D-RTB 3/10	100	D-RTB 3/10	100
		D-RTB 3/10 BU	100	D-RTB 3/10 BU	100
Fix bridge：for cross-connection in the terminal center, screw heads with insulating collar, 10 pots, divisible, with 10 screws		RTB 2 - 8 I_{max}: 41A	10	RTB 2 - 10 I_{max}: 57A	10
		RTB 3 - 8	10	RTB 3 - 10	10
		... ...	...	... ...	...
		RTB 10 - 8		RTB 10 - 10	
Inserted bridge: fully insulate, 2-pot		EB 2 - 8 I_{max}: 32A	50		
fully insulate, 3-pot		EB 3 - 8 I_{max}: 32A	50		
divisible, fully insulate, 10-pot		EB 10 - 8 I_{max}: 32A	50		
Separate plate:for electrical separation of neighboring bridges, can be fitted later ,no loss of pitch		TS - K	200	TS - K	200
Group plate:for visual and electrical separation of terminal group, 1.5mm thickness		ATP - RTB	100	ATP-RTB	100
Test plug socket:for test connection with test plug MPS or reducing plug RPS		PSB 3 /10 /4	10	PSB 4 /7 /6	10
Zack strip:10 section	white	ZB 8	100	ZB 10	100
	orange	ZB 8 OG	100	ZB 10 OG	100
Dimension					
Thickness/width/plate thickness	mm	8.2 /42.5 /1.8		10.2 /42.5 /1.8	
Height (U7.5/U10/U15/G type)	mm	47 /49.5 /54.5 /52		47 /49.5 /54.5 /52	
Technical data in accordance with GB30847/IEC947-7-1					
Solid/Stranded	mm^2	0.2 -10 /0.2 -6.0		0.5 -16 /0.5 -10	
Max rated current/rated voltage/cross section	A /V /mm^2	41 /800 /6		57 /800 /10	
Max cross section with insertion bridge (solid/stranded)	mm^2	4 /4		16 / 10	
Rated serge voltage/contamination class	Kv / -	8 /3		8 /3	
Connection capacity					
Stranded with ferrule without/with plastic sleeve	mm	0.25 -6 /0.25 -6		0.5 -10/ 0.5 -6	
Multi conductor connection (2 conductors with same cross section)					
Solid/Stranded	mm^2	0.2 -2.5 /0.2 -2.5		0.5 -4 /0.5 -4	
Stranded with ferrule without plastic sleeve	mm^2	0.25 - 1.5		0.5 -2.5	
Stranded with TWIN ferrule with plastic sleeve	mm^2	0.5 - 4		0.5 -6	
Stripping length	mm	10		10	
Screw type		M 4		M 4	
Tightening Torque	Nm	1.4 -1.5		1.5 -1.8	
Insulating material		PA		PA	
Inflammability class according to GB30847/UL94		V 0		V 0	
Identification data acc. To GB30847 / IEC947-7-1					
Rated working voltage/rated working current	GB: V / A	800 /41		800 /57	
Standard		IEC 60947-7-1 GB/T 14048.7		IEC 60947-7-1 GB/T 14048.7	

RTB...
Feed-through screw terminal block





RTB 16

RTB 35

Description	Color	Thickness 12.2 Type	Min Packing qty	Thickness 15.2 Type	Min Packing qty
DIN Rail: U/G	Iron grey	RTB 16	50	RTB 35	50
	blue	RTB 16 BU	50	RTB 35 BU	50
	red	RTB 16 RD	50	RTB 35 RD	50
	yellow	RTB 16 YE	50	RTB 35 YE	50
End cover		Closed outer shell, no need end cover		Closed outer shell, no need end cover	
Fix bridge：for cross-connection in the terminal center, screw heads with insulating collar, 10 pots, divisible, with 10 screws		RTB 2 - 12 I_{max}: 101A	10	RTB 2 -15 I_{max}: 150A	10
		RTB 3 - 12	10	RTB 3 -15	10
		... ...	...	... ...	...
		RTB 10 - 12		RTB 10 -15	
Inserted bridge: fully insulate, 2-pot					
fully insulate, 3-pot					
divisible, fully insulate, 10-pot					
Separate plate:for electrical separation of neighboring bridges, can be fitted later ,no loss of pitch		-		-	
Group plate:for visual and electrical separation of terminal group, 1.5mm thickness					
Test plug socket:for test connection with test plug MPS or reducing plug RPS		PSB 4 /7 /6		PSB 6 /5 /6	10
Zack strip:10 section	white	ZB 12	100	ZB 15	100
	orange	ZB 12 OG	100	ZB 15 OG	100
Dimension					
Thickness/width/plate thickness	mm	12.2 /51 / -		15.2 /50 /-	
Height (U7.5/U10/U15/G type)	mm	54 /56.5 /61.5 /59		51 /53.5 /58.5 /59	
Technical data in accordance with GB30847/IEC947-7-1					
Solid/Stranded	mm^2	2.5 -25/4-16		2.5 -50 /2.5 -35	
Max rated current/rated voltage/cross section	A /V /mm^2	76 /800 /16		125 /1000 /35	
Max cross section with insertion bridge (solid/stranded)	mm^2	16 / 16		35 / 35	
Rated serge voltage/contamination class	Kv / -	8 / 3		8 / 3	
Connection capacity					
Stranded with ferrule without/with plastic sleeve	mm	1.5 -16 / 1.5 -16		1.5 -35 /1.5 -35	
Multi conductor connection (2 conductors with same cross section)					
Solid/Stranded	mm^2	1.5 - 6 / 1.5 - 4		0.75 - 16 / 0.75 - 16	
Stranded with ferrule without plastic sleeve	mm^2	1.5 - 6		0.75 -10	
Stranded with TWIN ferrule with plastic sleeve	mm^2	0.75 - 10		0.75 - 6	
Stripping length	mm			16	
Screw type		M 5		M 6	
Tightening Torque	Nm	2.5 -3		3.2 - 3.7	
Insulating material				PA	
Inflammability class according to GB30847/UL94		V 0		V 0	
Identification data acc. To GB30847 / IEC947-7-1				PA	
Rated working voltage/rated working current	GB: V / A	800/76		1000 / 125	
Standard		IEC 60947-7-1 GB/T 14048.7		IEC 60947-7-1 GB/T 14048.7	

RTB...
High current terminal block



RTB 50



RTB 95

Description	Color	Thickness 20 Type	Min Packing qty	Thickness 25 Type	Min Packing qty
Terminal block DIN Rail:U/G	Iron grey blue	RTB 50 RTB 50 BU	10 10	RTB 95 RTB 95 BU	10 10
End cover		Closed outer shell, no need end cover		Closed outer shell, no need end cover	
Fix bridge：for cross-connection in the terminal center, screw heads with insulating collar, 10 pots, divisible, with 10 screws		RTB 2 -20 I_{max}: 150A RTB 3 -20 I_{max}: 150A RTB 5 -20	10 10		
Separate plate:for electrical separation of neighboring bridges, can be fitted later ,no loss of pitch		E /AL -G 32 E /AL -U 35	10 10	E /AL -G 32 E /AL -U 35	10 10
Partition plate:for visual and electrical separation of terminal group, 1.5mm thickness					
Test plug socket:for test connection with test plug MPS or reducing plug RPS					
Zack strip:10 section	white orange	ZB 15 ZB 15 OG	100 100	ZB 15 ZB 15 OG	100 100
Dimension					
Thickness/width/plate thickness mm		20 /70.5		25 /83	
Height (U7.5/U10/U15/G type） mm		83.5 /86 /91 /81.5		97.5 /100 /105 /95.5	
Technical data in accordance with GB30847/IEC947-7-1					
Solid/Stranded mm^2		16 -70 /16 -70		25 -95 /35 -95	
Max rated current/rated voltage/cross section $A/V/mm^2$		150 /1000 /50		232 /1000 /95	
Max cross section with insertion bridge (solid/stranded) mm^2		- / -		95 /70	
Rated serge voltage/contamination class Kv/ -		8 /3		8 /3	
Connection capacity					
Stranded with ferrule without/with plastic sleeve mm		25 -50 /25 -50		35 -95 /35 -95	
Multi conductor connection (2 conductors with same cross section)					
Solid/Stranded mm^2		10 -16 /10 -16		25 -35 /25 -35	
Stranded with TWIN ferrule with plastic sleeve mm^2		10 -16		16 -35	
Stripping length mm		24		33	
Screw type		M 6[1)]		M 8[1)]	
Tightening Torque N_m		6 -7.5		15 -19.5	
Insulating material		PA		PA	
Inflammability class according to GB30847/UL94		V 0		V 0	
Temperature data index RTI / Ti					
Identification data acc. To GB30847 / IEC947-7-1		1000 /150		1000 /232	
Rated working voltage/rated working current GB: V / A		IEC 60947-7-1 GB/T 14048.7		IEC 60947-7-1 GB/T 14048.7	
Standard					

[1)] Allen screw nail.

RTB...
High current terminal block



RTB 150

Description	Color	Thickness 31 Type	Min Packing qty
Terminal block DIN Rail:U/G	Iron grey blue	RTB 150 RTB 150 -BU	10 10
End cover		Closed outer shell, no need end cover	
Fix bridge：for cross-connection in the terminal center, screw heads with insulating collar, 10 pots, divisible, with 10 screws			
Separate plate:for electrical separation of neighboring bridges, can be fitted later ,no loss of pitch		E /AL -G 32 E /AL -U 35	10 10
Partition plate:for visual and electrical separation of terminal group, 1.5mm thickness			
Test plug socket:for test connection with test plug MPS or reducing plug RPS			
Zack strip:10 section	white orange	ZB 15 ZB 15 OG	100 100
Dimension			
Thickness/width/plate thickness mm		31 /100	
Height (U7.5/U10/U15/G type） mm		118.5 /121 /126 /116	
Technical data in accordance with GB30847/IEC947-7-1			
Solid/Stranded mm^2		35 -150 /50 -150	
Max rated current/rated voltage/cross section $A/V/mm^2$		309 /1000 /150	
Max cross section with insertion bridge (solid/stranded) mm^2		150 /120	
Rated serge voltage/contamination class Kv/ -		8 /3	
Connection capacity			
Stranded with ferrule without/with plastic sleeve mm		50 -150 /50 -150	
Multi conductor connection (2 conductors with same cross section)			
Solid/Stranded mm^2		25 -50 /35 -50	
Stranded with TWIN ferrule with plastic sleeve mm^2		25 -30	
Stripping length mm		40	
Screw type		M 10[1)]	
Tightening Torque N_m		25 -30	
Insulating material		PA	
Inflammability class according to GB30847/UL94		V 0	
Temperature data index RTI / Ti			
Identification data acc. To GB30847 / IEC947-7-1		1000 /309	
Rated working voltage/rated working current GB: V / A		IEC 60947-7-1 GB/T 14048.7	
Standard			

RTB...PE
Ground terminal block



RTB 2.5B-PE



RTB 4-PE



RTB 6-PE



RTB 10-PE



RTB 16-PE

Description	Color	Type	Min Packing qty	Type	Min Packing qty	Type	Min Packing qty	Type	Min Packing qty	Type	Min Packing qty
			Thickness 6.2		Thickness 6.2		Thickness 8.2		Thickness 10.2		Thickness 12.2
Ground terminal block With yellow/green color insulated outer shell DIN Rail:U/G	yellow/green	RTB 2.5B-PE	50	RTB 4-PE	50	RTB 6-PE	50	RTB 10-PE	40	RTB 16-PE	50
Zack strip:10 section	white	ZB 6	100	ZB 6	100	ZB 8	100	ZB 10	100	ZB 12	100
Dimension											
Thickness / width height （U type / G type）	mm mm	6.2 / 42.5 42 / 47		6.2 / 42.5 47 / 52		8.2 / 42.5 47 / 52		10.2 / 42.5 47 / 52		12.2 / 42.5 47 / 52	
Technical data in accordance with GB30847/IEC947											
Solid/Stranded Max rated current/rated voltage/cross section Rated serge voltage/contamination class	mm^2 A / mm^2 Kv / -	0.2 - 4 / 0.2 - 2.5 - / 2.5 8 / 3		0.2 - 6 / 0.2 - 4 - / 4 8 / 3 [1)]		0.2 - 10 / 0.2 - 6 - / 10 8 / 3		0.5 - 16 / 0.5 - 10 - / 16 8 / 3		2.5 - 25 / 2.5 - 16 - / 25 6 / 3 [1)]	
Connection capacity											
Stranded with ferrule without/with plastic sleeve	mm^2	0.25 – 2.5 / 0.25 - 1.5		0.25 – 4 / 0.25 - 2.5		0.25 - 6 / 0.25 - 6		0.5 - 10 / 0.5 - 6		1.5 – 16 / 1.5 - 16	
Multi conductor connection (2 conductors with same cross section)											
Solid/Stranded Stranded with ferrule without plastic sleeve Stranded with TWIN ferrule with plastic sleeve	mm^2 mm^2 mm^2	0.2 - 1.5 / 0.2 - 1.5 0.25 - 1.5 0.5 - 1.5		0.2 - 1.5 / 0.2 - 1.5 0.25 - 1.5 0.5 - 2.5		0.2 - 2.5 / 0.2 - 2.5 0.25 - 1.5 0.5 - 4		0.5 - 4 / 0.5 - 4 0.5 - 2.5 0.5 - 6		1.5 - 6 / 1.5 - 4 1.5 - 6 0.75 - 10	
Stripping length	mm	7		9		10		10		11	
Connection screw：screw type/Torque Center fix screw：screw type/Torque	N_m N_m	M 3 / 0.6 - 0.8 M 3 / 0.6 - 0.8		M 3 / 0.6 - 0.8 M 3 / 0.6 - 0.8		M 4 / 1.5 - 1.8 M 4 / 1.5 - 1.8		M 4 / 1.5 - 1.8 M 4 / 1.5 - 1.8		M 4 / 1.5 - 1.8 M 4 / 1.5 - 1.8	
Insulating material		PA		PA		PA		PA		PA	
Inflammability class according to GB30847/UL94		V 0		V 0		V 0		V 0		V 0	

RTB...PE
Ground terminal block



RTB 35-PE



RTB 50-PE





Description	Color	Type	Min Packing qty	Type	Min Packing qty
		Thickness 15.2		Thickness 20	
Ground terminal block With yellow/green color insulated outer shell DIN Rail:U/G	yellow/green	RTB 2.5B-PE	20	RTB 4-PE	10
Zack strip:10 section	white	ZB 15	100	ZB 15	100
Dimension					
Thickness / width height （U type / G type）	mm mm	15.2 / 55 51 / 56		20 / 70.5 83.5 / 81.5	
Technical data in accordance with GB30847/IEC947					
Solid/Stranded Max rated current/rated voltage/cross section Rated serge voltage/contamination class	mm^2 A / mm^2 Kv / -	4 - 35 / 4 - 35 - / 50 8 / 3		16 - 70 / 16 - 70 - / 50 8 / 3	
Connection capacity					
Stranded with ferrule without/with plastic sleeve	mm^2	0.75 - 35 / 0.75 - 35		25 - 50 / 25 - 50	
Multi conductor connection (2 conductors with same cross section)					
Solid/Stranded Stranded with ferrule without plastic sleeve Stranded with TWIN ferrule with plastic sleeve	mm^2 mm^2 mm^2	2.5 - 16 / 2.5 - 10 2.5 - 10 2.5 - 6		10 - 16 / 10 - 16 10 - 16 -	
Stripping length	mm	16		24	
Connection screw：screw type/Torque Center fix screw：screw type/Torque	Nm Nm	M 6 / 3.2 – 3.7 M 5 / 2.5 - 3		M 6 / 6 - 7.5 M 6 / 6 - 7.5	
Insulating material		PA		PA	
Inflammability class according to GB30847/UL94		V 0		V 0	

RTB...PE
Ground terminal block



RTB 95-PE



Description	Color	Type	Min Packing qty
		Thickness 25	
Ground terminal block With yellow/green color insulated outer shell DIN Rail:U/G	yellow/green	RTB 2.5B-PE	10
Zack strip:10 section	white	ZB 15	100
Dimension			
Thickness / width height （U type / G type）	mm mm	25 / 83 99 / 96.5	
Technical data in accordance with GB30847/IEC947			
Solid/Stranded Max rated current/rated voltage/cross section Rated serge voltage/contamination class	mm^2 A / mm^2 Kv / -	25 - 95 / 25 - 95 - / 95 8 / 3	
Connection capacity			
Stranded with ferrule without/with plastic sleeve	mm^2	35 - 95 / 35 - 95	
Multi conductor connection (2 conductors with same cross section)			
Solid/Stranded Stranded with ferrule without plastic sleeve Stranded with TWIN ferrule with plastic sleeve	mm^2 mm^2 mm^2	25 - 35 / 25 - 35 16 - 35 -	
Stripping length	mm	30	
Connection screw：screw type/Torque Center fix screw：screw type/Torque	Nm Nm	M 8 / 15 - 19.5 M 8 / 15 - 19.5	
Insulating material		PA	
Inflammability class according to GB30847/UL94		V 0	

RTB4-L/LB
RTB4-2L
Double-level screw terminal block



RTB 4-L/LB

Upper layer can be bridged

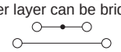

Thickness 6.2



RTB 4-2L

Upper layer/lower layer can be bridged

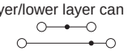

Thickness 6.2

Description	Color	Type	Min Packing qty	Type	Min Packing qty
Terminal block DIN Rail:U/G	Iron grey blue orange	RTB 4-L/LB RTB 4-L/LB BU RTB 4-L/LB OG	50 50 50	RTB 4-2L RTB 4-2L BU RTB 4-2L OG	50 50 50
End cover		D - RTB 4-L/LB D - RTB 4-L/LB BU D - RTB 4-L/LB OG	100 100 100	D - RTB 4-2L D - RTB 4-2L BU D - RTB 4-2L OG	100 100 100
Space cover：：Compensate for level offset if standard terminal blocks are to be fitted adjacently 2.5mm		DG - RTB 4-L/LB DG - RTB 4-L/LB BU DG - RTB 4-L/LB OG	100 100 100		
Space cover：：Compensate for level offset if standard terminal blocks are to be fitted adjacently 2.5mm		DP - RTB 4-L/LB DP - RTB 4-L/LB BU DP - RTB 4-L/LB OG	100 100 100	DP - RTB 4-2L DP - RTB 4-2L - BU DP - RTB 4-2L - OG	100 100 100
Fix bridge：for cross-connection in the terminal center, screw heads with insulating collar, 10 pots, divisible, with 10 screws (RUKKB3 up layer use FBI 10-5, low layer use FBRIN 10-5)		RTB 2-6 I_{max}: 32A RTB 3-6 ... RTB 10-6	10 10 ...	RTB 2-6 I_{max}: 32A RTB 3-6 I_{max}: 32A ... RTB 10-6	10 10 ...
Inserted bridge： fully insul,2-pot fully insulate,3-pot divisible, fully insulated 10-pot		EB 2-6 I_{max}: 30A EB 3-6 I_{max}: 30A EB 10-6 I_{max}: 30A	50 50 50	EB 2-6 I_{max}: 30A EB 3-6 I_{max}: 30A EB 10-6 I_{max}: 30A	50 50 50
Separate plate：for electrical separation of neighboring bridges, can be fitted later, no loss of pitch		TS – KK 3	200	TS – KK 3	200
Zack strip：10 section	white orange	ZB 6 ZB 6 OG	100 100	ZB 6 ZB 6 OG	100 100
Dimension					
Thickness/width/plate thickness	mm	6.2 / 56 / 2.5		6.2 / 67 / 2.5	
Height (U /G type)	mm	62 / 67		62 / 67	
Technical data in accordance GB30847／IEC947					
Solid/Stranded		0.2 - 6 / 0.2 - 4		0.2 - 6 / 0.2 - 4	
Max rated current/rated voltage/cross section	A /V/ mm^2	32 /500 /4		32 /500 /4	
Max cross section with insertion bridge (solid/stranded)	mm^2	4 / 2.5		4 / 2.5	
Rated serge voltage/contamination class	Kv / -	6 / 3		6 / 3	
Connection capacity					
Stranded with ferrule without/with plastic sleeve	mm^2	0.25 - 4 / 0.25 - 2.5		0.25 - 4 / 0.25 - 2.5	
Multi conductor connection (2 conductors with same cross section)					
Solid/Stranded	mm^2	0.2 - 1.5 / 0.2 - 1.5		0.2 - 1.5 / 0.2 - 1.5	
Stranded with ferrule without/with plastic sleeve	mm^2	0.25 - 1.5		0.25 - 1.5	
Stranded with TWIN ferrule with plastic sleeve	mm^2	0.5 - 1.5		0.5 - 1.5	
Stripping length	mm	8		8	
Screw type		M 3		M 3	
Tightening torque	N_m	0.6 - 0.8		0.6 - 0.8	
Insulating material		PA		PA	
Inflammability class according to GB30847 / UL94		V 0		V 0	
Identification data acc. To GB30847 ／ IEC947–1					
Rated working voltage/rated working current	GB: V / A	500 / 32		500 / 32	
Standard		IEC 60947-7-1 GB/T 14048.7		IEC 60947-7-1 GB/T 14048.7	

RTB4-L/LB-PV
Double-level feed-through terminal block



RTB 4-L/LB-PV

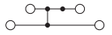

Thickness 6.2

Description	Color	Type	Min Packing qty
Terminal block DIN Rail:U/G	Iron grey blue orange	RTB 4-L/LB-PV RTB 4-L/LB-PV BU RTB 4-L/LB-PV OG	50 50 50
End cover		D - RTB 4-L/LB D - RTB 4-L/LB - BU D - RTB 4-L/LB - OG	100 100 100
Space cover：：Compensate for level offset if standard terminal blocks are to be fitted adjacently 2.5mm		DG - RTB 4-L/LB DG - RTB 4-L/LB - BU DG - RTB 4-L/LB - OG	100 100 100
Space cover：：Compensate for level offset if standard terminal blocks are to be fitted adjacently 2.5mm		DP - RTB 4-L/LB DP - RTB 4-L/LB - BU DP - RTB 4-L/LB - OG	100 100 100
Fix bridge：for cross-connection in the terminal center, screw heads with insulating collar, 10 pots, divisible, with 10 screws (RUKKB3 up layer use FBI 10-5, low layer use FBRIN 10-5)		RTB 2-6 I_{max}: 28A RTB 3-6 ... RTB 10-6	10 10 ...
Inserted bridge： fully insul,2-pot fully insulate,3-pot divisible, fully insulated 10-pot		EB 10-6 I_{max}: 22A	50
Separate plate：for electrical separation of neighboring bridges, can be fitted later, no loss of pitch		TS – KK 3	200
Zack strip：10 section	white orange	ZB 6 ZB 6-OG	
Dimension			
Thickness/width/plate thickness	mm	6.2 / 67 / 2.5	
Height (U /G type)	mm	62 / 67	
Technical data in accordance GB30847／IEC947			
Solid/Stranded		0.2 - 6 / 0.2 - 4	
Max rated current/rated voltage/cross section	A /V/ mm^2	32 / 4	
Max cross section with insertion bridge (solid/stranded)	mm^2	4 / 2.5	
Rated serge voltage/contamination class	Kv / -	6 / 3	
Connection capacity			
Stranded with ferrule without/with plastic sleeve	mm^2	0.25 - 6 / 0.25 - 2.5	
Multi conductor connection (2 conductors with same cross section)			
Solid/Stranded	mm^2	0.2 - 1.5 / 0.2 - 1.5	
Stranded with ferrule without/with plastic sleeve	mm^2	0.25 - 1.5	
Stranded with TWIN ferrule with plastic sleeve	mm^2	0.5 - 1.5	
Stripping length	mm	8	
Screw type		M 3	
Tightening torque	N_m	0.6 - 0.8	
Insulating material		PA	
Inflammability class according to GB30847 / UL94		V 0	
Identification data acc. To GB30847 ／ IEC947–1			
Rated working voltage/rated working current	GB: V / A	500 / 32	
Standard		IEC 60947-7-1 GB/T 14048.7	

RTB4-QUATTRO
Screw terminal block
2 in 2 out



RTB 4-QUATTRO

Thickness 6.2

Description	Color	Type		Min Packing qty
Terminal block DIN Rail:U/G	Iron grey blue red yellow	RTB 4-QUATTRO RTB 4-QUATTRO BU RTB 4-QUATTRO RD RTB 4-QUATTRO YE		60 60 60 60
End cover		D - RTB 4-QUATTRO D - RTB 4-QUATTRO D - RTB 4-QUATTRO		100 100 100
Fix bridge:for cross-connection in the terminal center, screw heads with insulating collar, 10 pots, divisible, with 10 screws		RTB 2 - 6 RTB 3 - 6 ... RTB 10 - 6	I_{max}: 41A ...	10 10 ...
Inserted bridge: ully insul,2-pot fully insulate,3-pot divisible, fully insulated 10-pot		EB 2 -6 EB 3 -6 EB 10 -6	I_{max}: 32A I_{max}: 32A I_{max}: 32A	50 50 50
Separate plate:for electrical separation of neighboring bridges, can be fitted later, no loss of pitch		TS - KK 3		200
Zack strip:10 section	white orange	ZB 6 ZB 6 OG		100 100
Dimension				
Thickness/width/plate thickness	mm	6.2 / 63.5 / 1.5		
Height (U /G type)	mm	47 / 49.5 / 54.5 / 52.5		
Technical data in accordance GB30847／IEC947				
Solid/Stranded		0.2 – 6 / 0.2 - 4		
Max rated current/rated voltage/cross section	A /V/ mm^2	32 /690 /4		
Max cross section with insertion bridge (solid/stranded)	mm^2	2.5 / 2.5		
Rated serge voltage/contamination class	Kv / -	8 / 3		
Connection capacity				
Stranded with ferrule without/with plastic sleeve	mm^2	0.25 – 4.0 / 0.25 - 1.5		
Multi conductor connection (2 conductors with same cross section)				
Solid/Stranded	mm^2	0.2 - 1.0 / 0.20 - 1.5		
Stranded with ferrule without/with plastic sleeve	mm^2	0.25 - 1.5		
Stranded with TWIN ferrule with plastic sleeve	mm^2	0.5 - 1.0		
Stripping length	mm	8		
Screw type		M 3		
Tightening torque	N_m	0.6 - 0.8		
Insulating material		PA		
Inflammability class according to GB30847 / UL94		V 0		
Identification data acc. To GB30847 ／ IEC947–1				
Rated working voltage/rated working current	GB: V / A	690 / 32		
Standard		IEC 60947-7-1 GB/T 14048.7		

RTB...TWIN
Screw terminal block
1 in 2 out



RTB 4 -TWIN



RTB 10 -TWIN

Description	Color	Type		Min Packing qty	Thickness .2		Thickness 10.2	
Terminal block DIN Rail:U/G	Iron grey blue orange	RTB 4 -TWIN RTB 4 -TWIN BU RTB 4 -TWIN OG		40 40 40	Type	Min Packing qty	Type	Min Packing qty
End cove		D - RTB 4 -TWIN D - RTB 4 -TWIN BU D - RTB 4 -TWIN OG		100 100 100				
Fix bridge: for cross-connection in the terminal center, screw heads with insulating collar, 10 pots, divisible, with 10 screws (RUKKB3 up layer use FBI 10-5, low layer use FBRIN 10-5)		RTB 2 - 6 RTB 3 - 6 ... RTB 10 - 6	I_{max}: 32A ...	10 10 ...	RTB 2 - 10 RTB 3 - 10 ... RTB 10 - 10	I_{max}: 76A ...	10 10 ...	
Inserted bridge: fully insul,2-pot fully insulate,3-pot divisible, fully insulated 10-pot		EB 2 -6 EB 3 -6 EB 10 -6	I_{max}: 32A I_{max}: 32A I_{max}: 32A	50 50 50				
Separate plate:for electrical separation of neighboring bridges, can be fitted later, no loss of pitch		TS - K		200	TS - KK3		200	
Test plug socket		PSB 3 / 10 / 4		10	PSB 4 / 7 / 6		10	
Zack strip:10 section	white orange	ZB 6 ZB 6 - OG		100 100	ZB 10 ZB 10 - OG		100 100	
Dimension								
Thickness/width/plate thickness	mm	6.2 / 50.5 / 2.0			10.2 / 56.5 / -			
Height (U7.5 /U10 /U15 /G type)	mm	47 / 49.5 / 54.5 / 52.5			59 / 61.5 / 66.5 / 64			
Technical data in accordance GB30847／IEC947								
Solid/Stranded	mm^2	0.2 – 4 / 0.2 – 4			0.5 – 16 / 0.5 – 10			
Continuity: max rated current/rated voltage/cross section	A/V/mm^2	32 /500 /4.0			76 /800 /16			
Pick-off: max rated current/cross section	A/mm^2	-			-			
Max cross section with insertion bridge (solid/stranded)	mm^2	4.0 / 4.0			-			
Surge voltage category/insulation group	Kv/-	6 / 3			8 / 3			
Connection capacity								
Stranded with ferrule without/with plastic sleeve	mm^2	0.25 – 4.0 / 0.25 – 2.5			0.5 – 10.0 / 0.5 — 6			
Multi conductor connection (2 conductors with same cross section)								
Continuity								
Solid/Stranded	mm^2	0.2 – 1.5 / 0.20 – 1.5			0.5 – 4.0 / 0.5 – 4.0			
Stranded with ferrule without/with plastic sleeve	mm^2	0.25 –1.5			0.5 – 2.5			
Stranded with TWIN ferrule with plastic sleeve	mm^2	0.5 – 1.5			0.5 – 4			
Pick-off								
solid/stranded	mm^2	-			-			
Stranded with ferrule without plastic sleeve	mm^2	-			-			
Stranded with TWIN ferrule with plastic sleeve	mm^2	-			-			
Stripping length	mm	8			11			
Screw type		M 3			M 4			
Tightening torque	N_m	0.6 – 0.8			1.5 – 1.8			
Insulating material		PA			PA			
Inflammability class according to GB30847 / UL94		V 0			V 0			
Identification data acc. To GB30847 ／ IEC947–1								
Rated voltage / rated current	GB: V / A	500 / 32			800 / 76			
Standard		IEC 60947-7-1 GB/T 14048.7			IEC 60947-7-1 GB/T 14048.7			

RTB4-HE...
Disconnect fuse terminal block





RTB 4-HESI



RTB 4-HEDI



Thickness 8.2

Thickness 8.2

Description	Light emitting diode display Voltage AC/DC current mA	Type	Min Packing qty	Type	Min Packing qty
Fuse terminal block: DIN Rail:U/G for cartridge fuse inserted		RTB 4 -HESI	50	RTB 4 -HEDI	50
Fuse terminal As above, with light indicator for : 15 - 30	3.5 - 8.1	RTB 4 -HESI LED 24	50		
Fuse terminal As above, with light indicator for :110 - 250	0.5 - 1.0	RTB 4 -HESI LED 250	50		
End cover		D-RTB 4 -HESI		D-RTB 4 -HESI	
Inserted bridge: fully insul,2-pot		EBS 2 - 8	I_{max}: 32A 10	EBS 2 - 8	I_{max}: 32A 10
fully insulate,3-pot		EBS 3 - 8	I_{max}: 32A 10	EBS 3 - 8	I_{max}: 32A 10
divisible, fully insulated 10-pot		EBS 10-8	I_{max}: 32A 10	EBS 10-8	I_{max}: 32A 10
Connection pin: for connection fuse disconnect levers, plastic, supply length, 1m		/		/	
Zack strip:10 section	white	ZB 8	100	ZB 8	100
	orange	ZB 8 - OG	100	ZB 8 - OG	100
Dimension					
Thickness/width/plate thickness	mm	8.2 / 72.5		8.2 / 72.5	
Height (U7.5 /U10 /U15 /G type)	mm	56.5 / 59 / 64 / 61.5		56.5 / 59 / 64 / 61.5	
Technical data in accordance GB30847/IEC947					
Solid/stranded	mm^2	0.2 - 4 / 0.2 - 4		0.2 - 4 / 0.2 - 4	
Fuse type/Dimension		G / 5 × 20		G / 5 × 20	
Max rated current/rated voltage/cross section	A /V	6.3 / 500		16 / 500	
Max cross section with insertion bridge (solid/stranded)	mm^2	4 / 4		4 / 4	
Rated serge voltage/contamination class	Kv / -	6 / 3		6 / 3	
Connection capacity					
Stranded with ferrule with/without plastic sleeve	mm^2	0.25 - 4 / 0.25 - 4		0.25 - 4 / 0.25 - 4	
Multi conductor connection (2 conductors with same cross section)					
Solid/stranded	mm^2	0.20 - 1.5 / 0.2 - 1.5		0.20 - 1.5 / 0.2 - 1.5	
Stranded with ferrule without plastic sleeve	mm^2	0.25 - 1.5		0.25 - 1.5	
Stranded with TWIN ferrule with plastic sleeve	mm^2	0.50 - 1.5		0.50 - 1.5	
Stripping length	mm	8		8	
Screw type: Tightening torque	N_m	M 3 / 0.6 – 0.8		M 3 / 0.6 – 0.8	
Insulating material		PA		PA	
Inflammability class according to GB30847 / UL94		V0		V0	
Identification data acc. To GB30847 / IEC947–1					
Rated voltage/rated current	GB: V / A	500 / 6.3		500 / 16	
Standard		IEC 60947-7-1 GB/T 14048.7		IEC 60947-7-1 GB/T 14048.7	

Note

"G" type fuse terminal block should be based on the max power consumption(self-heating) to choose, and carefully detect the heating condition of the enclosed fuse terminal block according to use condition and installing method.

Higher environment temperature will put extra load on the fuse, in this condition, the rated operating current should be considered accordingly.

RTB 6-RTK/S
Disconnect test terminal block

These terminal blocks are very easy to use for all test connections in transformer secondary circuits, They possess on both sides of the common mode disconnect point one auxiliary connection point for fixed or switchable cross connections, these auxiliary connections are designed as “domes” with 4mm internal diameter. Which allows a test plug to be inserted directly

Only two terminal blocks are necessary for a simple current transformer test circuit. This means fewer terminal blocks and less space required in comparison with a circuit using feed through terminal blocks. Further advantages are: the few accessories can be easily mounted, excellent circuit clarify, convenient handling.

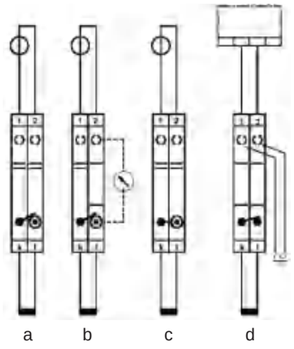

simple current transformer test circuit
a = normal operation
b = measured value testing
c = current transformer testing—short circuit
d = relay --testing

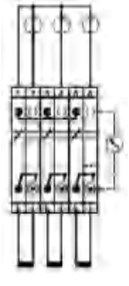

three phase transducer testing sets

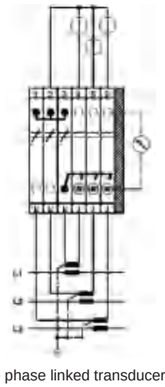

three phase linked transducer test sets



Open status



RTB 6-RTK/S

Thickness 8.2

Description	Color	Type	Min Packing qty
Terminal block DIN Rail:U/G	Iron grey	RTB 6-RTK/S	30
	blue	RTB 6-RTK/S BU	30
	red	RTB 6-RTK/S RD	30
	yellow	RTB 6-RTK/S YE	30
End cover		D -RTB 6-RTK	100
		D -RTB 6-RTK BU	100
		D -RTB 6-RTK RD	100
Fix bridge: for cross-connection in the terminal center, screw heads with insulating collar, 10 pots, divisible, with 10 screws		RB 2-RTK/S I_{max}: 45A	10
			10
		... ...	...
		RB 10-RTK/S	
Switch bar: for 3 phase short circuiting of linked transformer sets, usable only on right hand side, with 2 or 4 screws		USB 2-RTK/S I_{max}: 39A	10
		USB 4-RTK/S I_{max}: 39A	10
Switch bar:for 3 phase short circuiting of linked transformer sets, usable only on right hand side, with 2 or 4 screws		SB2 -RTK/S I_{max}: 39A	10
		SB4 -RTK/S I_{max}: 39A	10
separating plate: for electrical separation of neighboring bridges in terminal center, 0.8MM thick		TS -RTK	100
partition plate:for visual and electrical separation of terminal groups, 0.8mm thick		ATS -RTK	100
zack strip: 10section	white	ZB 8	100
	orange	ZB 8 - OG	100
Dimension			
Thickness/width/plate thickness	mm	8.2 / 72 / 2.2	
Height (U7.5 / U10 / U15 / G type)	mm	51.5 / 54 / 59 / 56	
Technical data in accordance GB30847/IEC947			
Max rated current/rated voltage/cross section		0.5 - 10 / 0.5 - 6	
Max cross section with insertion bridge (solid/stranded)		57 / 400 / 6	
Rated serge voltage/contamination class		6 / 3	
Connection capacity			
Stranded with ferrule without/with plastic sleeve	mm^2	0.5 - 6 / 0.5 - 4	
Multi conductor connection (2 conductors with same cross section)			
Solid/Stranded	mm^2	0.5 - 2.5 / 0.5 - 4	
Stranded with ferrule without/with plastic sleeve	mm^2	0.5 - 4	
Stranded with TWIN ferrule with plastic sleeve	mm^2	0.5 - 4	
Stripping length	mm	13	
Screw type		M 4 / 1.2 -1.5	
Tightening torque	N_m	M 3 / 0.6 – 0.8	
Insulating material		PA	
Inflammability class according to GB30847 / UL94		V 0	
Identification data acc. To GB30847 / IEC947–1			
Rated working voltage/rated working current	GB: V / A	400 / 57	
Standard		IEC 60947-7-1 GB/T 14048.7	

Accessories of terminal blocks

In order to meet the diverse needs of our customers, we offer a full range of accessories, such as end stop (nylon or metal), marker carriers, zack marker strips, various general and specialized plug–in bridge, test adapters, protective covers, DIN rails and so on.



Terminal Fix Component



Bridge



Metal end stop



Quick marker strip

End stop



E /UK

Thickness 9.5 mm

Description	Color	Type	Min packing qty
Universal terminal end bracket: use for mounting foot “G and U” terminal clamp KLM or zack strip ZB8 can clamp on it	grey	E /UK	100
Fast Installment terminal fix component For the mountain U with width 35MM and thickness 6mm	grey		
Fast Installment terminal fix component For the mountain U with width 35MM and thickness 10mm	grey		
Dimensions			
Thickness / width	mm	see sketch	
Height （U7.5 / U10 / U15 /G32）	mm	37.5 / 40 / 45 / 43	
Insulating material type		PA	



E-ST

Thickness 10 mm

Type	Min packing qty
E-ST/6	100
E-ST/10	100
PA	



E /UK-6

Thickness 6 mm

Description	Color	Type	Min packing qty
Universal terminal end bracket: use for mounting foot “G and U” terminal clamp KLM or zack strip ZB8 can clamp on it	grey	E/UK-6	100
Fast Installment terminal fix component For the mountain U with width 35MM and thickness 6mm	grey		
Dimensions			
Thickness / width	mm	6 / 49.3	
Height （U7.5 / U10 / U15 /G32）	mm	33.8 / 36.3 / 41.3	
Insulating material type		PA	



E-ST-6

Thickness 6 mm

Type	Min packing qty
E-ST-6	100
PA	



E/AL-TS35

Thickness 9.5 mm

Description	Color	Type	Min packing qty
Metal Rail Stator		E/AL-TS35	100
Material		Al	
Surface treatment			



E-RBN-N

Thickness 10 mm

Type	Min packing qty
E-RBN-N	100
Steel	
plated blue-white zinc or color zinc	

Marker lable for terminal marking



UBE



UBE / D

Description	Color	Thickness 9.1 mm Type	Min packing qty	Thickness 19.5 mm Type	Min packing qty
Marked terminal block, with a flip cover；Without insertion of identification strip ES/KMK3 (mark area 40 x1 3mm)；other is the same,		UBE	50		
Marked terminal block as above, but without insertion ES/KMK3				UBE /D	100
Dimensions					
Thickness / width Height （U7.5 / U10 / U15 /G32）	mm mm	9.1 × 45 46.5 / 49 / 54 / 52		19.5 × 43 46.5 / 49 / 54 / 52	
Insulating material type		PA		PA	
Cover material		PVC		PC	
Identification strip material with insertion Color		thick paper board white		thick paper board white	



UBE /SD



UBE /SSD

Description	Color	Thickness 15.5 mm Type	Min packing qty	Thickness 10.0 mm Type	Min packing qty
Marked terminal block as above, but without insertion ES/KMK3	Grey	UBE /SD	100	UBE /SSD	100
Dimensions					
Thickness / width Height （U7.5 / U10 / U15 /G32）	mm mm	15.5 × 43 46.5 / 49 / 54 / 52		10 × 43 46.5 / 49 / 54 / 52	
Insulating material type		PA		PA	
Cover material		PC		PC	
Identification strip material with insertion Color		thick paper board white		thick paper board white	

Marker lable for terminal marking



KLM -A



KLM-B



KLM-C

Description	Color	Thickness 9.5 mm Type	Min packing qty	Thickness 10.0 mm Type	Min packing qty	Thickness 6.0 mm Type	Min packing qty
Terminal with zack strip； As above, but without insertion type ES / KLM2-GB		KLM -A Used for E/UK end stop	100	KLM-B	100	KLM-C	200
Fast installment terminal block				Used for E-ST end stop		Used for E/UK and E-ST-6 end stop	
Dimensions							
Thickness / width Height （U7.5 / U10 / U15 /G32）	mm mm	9.5 × 46 -					
Insulating material type Cover material		PC PC		PA		PA	
Working temperature range Color		thick paper board white		thick paper board white		thick paper board white	

Locking Latch PR OG







PR OG

Orange

※Applicable to IRPV2.5/1P(-PE), RPV2.5-TWIN/1P(-PE), RPV2.5-QUATTRO/2P(-PE), RPVTT2.5/2P(-PE). RPVTT2.5/2P-PV is used in combination with PP-H2.5.

Description	Pole	Type	Min packing qty
Locking Latch,width:4.35mm,height:28.84mm	1	PR OG	200

WFB marking system

Using the WFB marking system for terminals are identified, clear, convenient maintenance, zack strip 10 section as a group, can be divided into horizontal and vertical type.
E - ST terminal fix component is commonly used in terminal last low, fastening effect, prevent the slide.



WFB 4-16

For the terminal with thickness 4-8mm



Z-RBN

Description	Color	Type	Min packing qty	Type	Min packing qty
Zack strip, horizontal print 9 mark no, is from 1-9 continuous no	white	WFB 4-16 horizontal no. 1,2,3,4,5,6,7,8,9 ABB: ZB4 horizontal no. 1 -9	08 55 20 .. 10		
Zack strip, vertical print 9 mark no, is from 1-9 continuous no	white	WFB 4-16 vertical no. 1,2,3,4,5,6,7,8,9 Abb: ZB4 vertical no. 1 -9	08 55 20 .. 10		
Zack strip, horizontal print 10 mark no, is from 1-10 continuous no	white	WFB 4-16 horizontal no. 1,2,3,4,5,6,7,8,9,10 ABB: ZB4 horizontal no.1 -9	08 55 20 .. 10		
Zack strip, vertical print 10 mark no, is from 1-10 continuous no	white	WFB 4-16 vertical no. 1,2,3,4,5,6,7,8,9 ABB: ZB4 vertical no. 1 -9	08 55 20 .. 10		
Zack strip, horizontal print 10 mark no, is from 1-10 continuous no	orange	WFB 4-16 horizontal yellow no, 10,20,30,40,50,60,70,80,90,100 ABB: ZB5 horizontal yellow no 10 -100	10		
Zack strip, vertical print 10 mark no, is from 1-10 continuous no	orange	WFB 4-16 vertical yellow no10,20,30,40,50,60,70,80,90,100 ABB: ZB4 vertical yellow no, 10 -100	10		
Fast Installment terminal fix component				Z-RBN	
For the mountain U with width 35MM and thickness 6mm Fast Installment terminal fix component				1	
For the mountain U with width 35MM and thickness 10mm		PA		PVC	
Fast installment terminal block Material		V 2		V 2	
Inflammability class according to GB30847 / UL94		RST series		RBN series	

ZB series marker strips





ZB 4

For the thickness 4.2mm



UC-ZB 5 / ZB 5

For the thickness 5.2mm

Description	Color	Type	Min packing qty	Type	Min packing qty
Zack strip, horizontal print 9 sections, mark symbol is 1-9 consecutive no	white	ZB 4 horizontal no 1,2,3,4,5,6,7,8,9 abb: ZB4 horizontal no 1 -9	100	ZB 5 horizontal 1,2,3,4,5,6,7,8,9 abb: horizontal no 1 -9	100
Zack strip, vertical print 9 sections, mark symbol is 1-9 consecutive no	white	ZB 4 vertical no 1,2,3,4,5,6,7,8,9 abb: ZB4 vertical no 1 -9	100	ZB 5 vertical no 1,2,3,4,5,6,7,8,9 abb:ZB5 vertical no 1 -9	100
Zack strip, horizontal print 10 sections, mark symbol is 1-10 consecutive no	white	ZB 4 horizontal no 1,2,3,4,5,6,7,8,9,10 abb: ZB4 horizontal no 1 -10	100	ZB 5 horizontal 1,2,3,4,5,6,7,8,9,10 abb:ZB5horizontal1 -10	100
Zack strip, vertical print 10 sections, mark symbol is 1-10 consecutive no	white	ZB 4 vertical no 1,2,3,4,5,6,7,8,9,10 abb: ZB4 vertical no 1 -10	100	ZB 5 vertical 1,2,3,4,5,6,7,8,9,10 abb:ZB5vertical1 -10	100
Zack strip, horizontal print 10 section, decimal mark	yellow	ZB 4 yellow horizontal no 10,20,30,40,50,60,70,80,90,100 abb: ZB5 yellow horizontal no. 10 -100	100	ZB 5 yellow horizontal no 10,20,30,40,50,60,70,80,90,100 abb:ZB5yellow horizontal10 -100	100
Zack strip, vertical print 10 section, decimal mark	yellow	ZB 4 yellow vertical no 10,20,30,40,50,60,70,80,90,100 abb: ZB5 yellow vertical. 10 -100	100	ZB 5 yellow vertical10,20,30,40,50,60,70,80,90,100 abb:ZB5yellow vertical10 -100	100
Zack strip, horizontal print 10 section, decimal consecutive no	yellow	ZB 4 yellow horizontal no 10,10,10,10,10,10,10,10,10,10 abb: ZB4 yellow horizontal no 10 -10	100	ZB 5 yellow horizontal10,10,10,10,10,10,10,10,10,10 abb:ZB5yellow horizontal10 -10	100
Zack strip, vertical print 10 section, decimal consecutive no	yellow	ZB 4 yellow vertical no 10,10,10,10,10,10,10,10,10,10	100	ZB 5 yellow vertical10,10,10,10,10,10,10,10,10,10 abb:ZB5yellow vertical10 -10	100
Material		PA		PA	
Inflammability class according to GB30847/UL94		V 2		V 2	

1	1	10	10	5
2	2	20	10	10
3	3	30	10	15
4	4	40	10	20
5	5	50	10	25
6	6	60	10	30
7	7	70	10	35
8	8	80	10	40
9	9	90	10	45
	10	100	10	50
ZB…vertical	ZB…vertical	ZB…vertical yellow	ZB…vertical yellow	ZB…vertical yellow
no 1 -9	no 1 -10	no 10 -100	no 10 -10	no 5 -50

Vertical print

ZB series
marker strips



UC-ZB 6/ZB 6
For the thickness 6.2mm



UC-ZB 8/ZB 8
For the thickness 8.2mm



UC-ZB 10 12/ZB 10-15
For the thickness10.2/15.2mm

Type	Min packing qty
ZB 6 horizontal 1,2,3,4,5,6,7,8,9 abb:ZB6 horizontal 1 -9	100
ZB 6 vertical 1,2,3,4,5,6,7,8,9 abb:ZB6 vertical no1 -9	100
ZB 6horizontal 1,2,3,4,5,6,7,8,9,10 abb:ZB6horizontal 1 -10	100
ZB 6vertical 1,2,3,4,5,6,7,8,9,10 abb:ZB6vertical 1 -10	100
ZB 6 yellow horizontal 10,20,30,40,50,60,70,80,90,100 abb:ZB6yellow horizontal 10 -100 ……	100
ZB 6yellow vertical10,20,30,40,50,60,70,80,90,100 abb:ZB6yellow vertical10 -100 ……	100
ZB 6yellow horizontal 10,10,10,10,10,10,10,10,10,10 abb:ZB6yellow horizontal 10 -10 ……	100
ZB 6yellow vertical10,10,10,10,10,10,10,10,10,10 abb: ZB6yellow vertical10 -10 ……	100
PA	
V 2	

Type	Min packing qty
ZB 8 horizontal 1,2,3,4,5,6,7,8,9 abb: ZB8 horizontal 1 -9	100
ZB 8 vertical 1,2,3,4,5,6,7,8,9 abb:ZB8vertical1 -9	100
ZB 8 horizontal 1,2,3,4,5,6,7,8,9,10 abb:ZB8horizontal1 -10	100
ZB 8vertical 1,2,3,4,5,6,7,8,9,10 abb:ZB8vertical 1 -10	100
ZB 8yellow horizontal 10,20,30,40,50,60,70,80,90,100 abb:ZB8yellow horizontal 10 -100 ……	100
ZB 8yellow vertical10,20,30,40,50,60,70,80,90,100 abb:ZB8yellow vertical10 -100 ……	100
ZB 8yellow horizontal 10,10,10,10,10,10,10,10,10,10 abb: ZB8yellow horizontal10 -10 ……	100
ZB 8yellow vertical10,10,10,10,10,10,10,10,10,10 abb: ZB8yellow vertical10 -10 ……	100
PA	
V 2	

Type	Min packing qty
ZB 10-15 horizontal 1,2,3,4,5,6,7,8,9 abb: ZB10 horizontal 1 -9	100
ZB 10-15 vertical 1,2,3,4,5,6,7,8,9 abb: ZB10 vertical1 -9	100
ZB 10-15horizontal 1,2,3,4,5,6,7,8,9,10 abb: ZB10horizontal1 -10	100
ZB 10-15 vertical 1,2,3,4,5,6,7,8,9,10 abb: ZB10 vertical1 -10	100
ZB 10-15yellow horizontal 10,20,30,40,50,60,70,80,90,100 abb: ZB10yellow horizontal 10 -100 ……	100
ZB 10-15yellow vertical10,20,30,40,50,60,70,80,90,100 abb: ZB10yellow vertical10 -100 ……	100
ZB 10-15yellow horizontal 10,10,10,10,10,10,10,10,10,10 abb: ZB10yellow horizontal10 -10 ……	100
ZB 10-15yellow vertical10,10,10,10,10,10,10,10,10,10 abb: ZB10yellow vertical10 -10 ……	100
PA	
V 2	



ZB…horizontal no 1 -9



ZB…yellow horizontal no 10 -100

ZB…horizontal no 1 -10



ZB…yellow horizontal no 10 -10



ZB…yellow horizontal no 5 -50

Horizontal print

UC-TMF series
marker strips



UC-TMF 3.5



UC-TMF 5

Description	Color
Zack strip, horizontal print mark symbol is consecutive no	white
Zack strip, vertical print mark symbol isconsecutive no	white
Zack strip, horizontal print 10 section, decimal mark	yellow
Zack strip, vertical print 10 section, decimal mark	yellow
Zack strip, horizontal print 10 section, decimal consecutive no	yellow
Zack strip, vertical print 10 section, decimal consecutive no	yellow
Material	
Inflammability class according to GB30847/UL94	

Type	Min packing qty
UC-TMF3.5 horizontal no 1,2,3,4,5,...18 abb: UC-TMF3.5 horizontal no 1 -18	10
UC-TMF3.5 vertical no 1,2,3,4,5,...18 abb: UC-TMF3.5 vertical no 1 -18	10
UC-TMF3.5 yellow horizontal no 10,20,30,40,50,60 70, 80, 90 …180 abb: UC-TMF3.5 yellow horizontal no 10 -180	10
UC-TMF3.5 yellow vertical no 10,20,30,40,50,60 70, 80, 90 …180 abb: UC-TMF3.5 yellow vertical no 10 -180	10
UC-TMF3.5 yellow horizontal no 10,10,10,10,10,10, 10,10,10...10 abb: UC-TMF3.5 yellow horizontal no 10 -10	10
UC-TMF3.5 yellow vertical no 10,10,10,10,10,10,10,10,10,10 abb: UC-TMF3.5 yellow vertical no 10 -10 ……	
PA	
V 2	

Type	Min packing qty
UC-TMF5 horizontal no 1,2,3,4,5,6,7,8,9...12 abb: UC-TMF5 horizontal no 1 -12	10
UC-TMF5 vertical no 1,2,3,4,5,6,7,8,9...12 abb: UC-TMF5 vertical no 1 -12	10
UC-TMF5 yellow horizontal no 10,20,30,40,50,60,...120 abb: UC-TMF5 yellow horizontal no 10 -120	10
UC-TMF5 yellow vertical no 10,20,30,40,50,60,...120 abb: UC-TMF5 yellow vertical no 10 -120	10
UC-TMF5 yellow horizontal no 0,10,10,10,10,10,10,10,10,10 abb: UC-TMF5 yellow horizontal no 10 -10	10
UC-TMF5 yellow vertical no 10,10,10,10,10,10,10,10,10,10 abb: UC-TMF5 yellow vertical no 10 -10	
PA	
V 2	

* The UC–TMF series marking strips are available in strip form.
The content of the UC–TMF series marker strips can be customized.

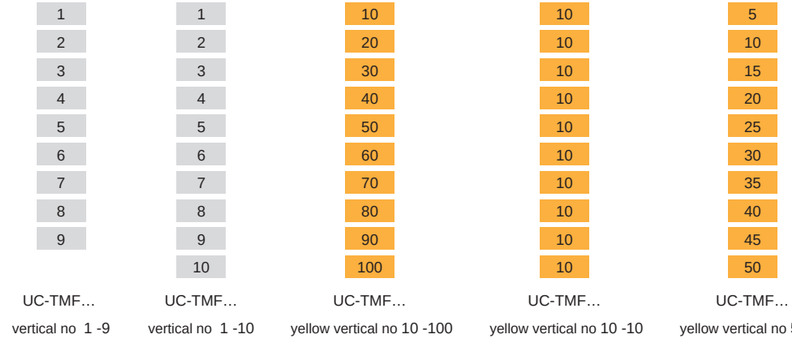

UC-TMF… vertical no 1 -9

UC-TMF… vertical no 1 -10

UC-TMF… yellow vertical no 10 -100

UC-TMF… yellow vertical no 10 -10

UC-TMF… yellow vertical no 5 -50

Vertical print

UC-TMF series
marker strips



UC-TMF 6

Used for thickness 6.2mm
10 pills per piece, 80 pills in total



UC-TMF 8

Used for thickness 8.2mm
7 pills per piece, 56 pills in total

Description	Color	Type	Min packing qty	Type	Min packing qty
Zack strip, horizontal print mark symbol is consecutive no	white	UC-TMF6 horizontal no1,2,3,4,5,6,7,8,9,10 abb: UC-TMF6 horizontal no1 -10	10	UC-TMF8 horizontal no 1,2,3,4,5,6,7 abb: UC-TMF8 horizontal no 1 -7	10
Zack strip, vertical print mark symbol isconsecutive no	white	UC-TMF 6 vertical no 1,2,3,4,5,6,7,8,9,10 abb: UC-TMF6 vertical no 1 -10	10	UC-TMF8 vertical no 1,2,3,4,5,6,7 abb: UC-TMF8 vertical no 1 -7	10
Zack strip, horizontal print 10 section, decimal mark	yellow	UC-TMF 6 yellow horizontal no 10,20,30,40, 50,60,70,80,90,100 abb: UC-TMF6 yellow horizontal no10 -100……	10	UC-TMF8 yellow horizontal no 10,20,30,40, 50,60,70 abb: ZB8 yellow horizontal no10 -70……	10
Zack strip, vertical print 10 section, decimal mark	yellow	UC-TMF 6 yellow vertical no 10,20,30,40,50,60, 70,80,90,100 abb: UC-TMF6 yellow vertical no 10 -100……	10	UC-TMF8 yellow vertical no 10,20,30,40,50,60,70 abb: ZB8 yellow vertical no 10 -70 ……	10
Zack strip, horizontal print 10 section, decimal consecutive no	yellow	UC-TMF 6 yellow horizontal no 10,10,10,10,10,10,10,10,10,10 abb: UC-TMF6 yellow horizontal no 10 -10 ……		UC-TMF8 yellow horizontal no 10,10,10,10,10,10,10,10 abb: ZB8 yellow horizontal no 10 -10 ……	10
Zack strip, vertical print 10 section, decimal consecutive no	yellow	UC-TMF 6 yellow vertical no 10,10,10,10,10,10,10,10,10,10 abb: UC-TMF6 yellow vertical no 10 -10 ……	10	UC-TMF8 yellow vertical no 10,10,10,10,10,10,10,10 abb: ZB8 yellow vertical no 10 -10 ……	10
Material		PA		PA	
Inflammability class according to GB30847/UL94		V 2		V 2	



UC-TMF… horizontal no 1 -9



UC-TMF… horizontal no 1 -10



UC-TMF… yellow horizontal no10 -100

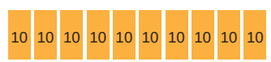

UC-TMF… yellow horizontal no10 -10



UC-TMF… yellow horizontal no5 -50

Horizontal print

UC-TMF series
marker strips



UC-TMF 10

Used for thickness 10.2mm
6 pills per piece, 48 pills in total



UC-TMF 12

Used for thickness 12.2mm
5 pills per piece, 40 pills in total

Description	Color	Type	Min packing qty	Type	Min packing qty
Zack strip, horizontal print mark symbol is consecutive no	white	UC-TMF8 horizontal no 1,2,3,4,5,6,7 abb: UC-TMF8 horizontal no 1 -7	10	UC-TMF10 horizontal no 1,2,3,4,5 abb: UC-TMF10 horizontal no 1 -5	10
Zack strip, vertical print mark symbol isconsecutive no	white	UC-TMF8 vertical no 1,2,3,4,5,6,7 abb: UC-TMF8 vertical no 1 -7	10	UC-TMF10 vertical no 1,2,3,4,5 abb: UC-TMF10 vertical no 1 -5	10
Zack strip, horizontal print 10 section, decimal mark	yellow	UC-TMF8 yellow horizontal no 10,20,30,40, 50,60,70 abb: ZB8 yellow horizontal no10 -70……	10	UC-TMF10 yellow horizontal no 10,20,30,40, 50 abb: UC-TMF10 yellow horizontal no10 -50……	10
Zack strip, vertical print 10 section, decimal mark	yellow	UC-TMF8 yellow vertical no 10,20,30,40,50,60,70 abb: ZB8 yellow vertical no 10 -70 ……	10	UC-TMF10 yellow vertical no 10,20,30,40,50 abb: UC-TMF10 yellow vertical no 10 -50 ……	10
Zack strip, horizontal print 10 section, decimal consecutive no	yellow	UC-TMF8 yellow horizontal no 10,10,10,10,10,10,10,10 abb: ZB8 yellow horizontal no 10 -10 ……	10	UC-TMF10 yellow horizontal no 10,10,10,10,10 abb: UC-TMF10 yellow horizontal no 10 -10 ……	10
Zack strip, vertical print 10 section, decimal consecutive no	yellow	UC-TMF8 yellow vertical no 10,10,10,10,10,10,10,10 abb: ZB8 yellow vertical no 10 -10 ……	10	UC-TMF10 yellow vertical no 10,10,10,10,10 abb: UC-TMF10 yellow vertical no 10 -10 ……	10
Material		PA		PA	
Inflammability class according to GB30847/UL94		V 2		V 2	

Insert bridge FBS...

Feature:

Insert fast can save much installing time, and reduce reliance on the proficiency of workers, anti-vibration, safe and reliable.The overall encapsulation can provide better insulation.



• The production zone double bridged well using this connector can realize different potential distributions
• The number of bridge -pos is from 2 to 10, and the double bridge well can be used to realize multiple connections

Selection of bridge

The last model of the bridge piece is the thickness of the representative terminal FBS...-5 The suitable terminal thickness of the bridge piece is 5.2, and so on



FBS... red

* Color can be customized according to customer's requirement
※ Applicable terminal series: spring terminals (RPV/RPI/RNS), screw terminals (RUT), functional terminals (RTP)

Description	Number of -pos	Type	Min packing qty
Insert bridge			
	2	FBS 2-3.5	100
	3	FBS 3-3.5	100
	4	FBS 4-3.5	100
	5	FBS 5-3.5	100
	10	FBS 10-3.5	100
Insert bridge			
	2	FBS 2-5	100
	3	FBS 3-5	100
	4	FBS 4-5	50
	5	FBS 5-5	100
	6	FBS 6-5	100
	7	FBS 7-5	10
	8	FBS 8-5	10
	9	FBS 9-5	10
	10	FBS 10-5	50
Insert bridge			
	2	FBS 2-6	100
	3	FBS 3-6	100
	4	FBS 4-6	100
	5	FBS 5-6	100
	10	FBS 10-6	50
Insert bridge			
	2	FBS 2-8	50
	3	FBS 3-8	100
	4	FBS 4-8	50
	5	FBS 5-8	50
	10	FBS 10-8	40
Insert bridge			
	2	FBS 2-10	50
	5	FBS 5-10	50
Insert bridge			
	2	FBS 2-12	50
Insert bridge			
	2	FBS 2-15	10

Insert bridge FCB…

Feature:

Insert fast can save much installing time, and reduce reliance on the proficiency of workers, anti-vibration, safe and reliable.The overall encapsulation can provide better insulation.





FCB...
Grey

* Color can be customized according to customer's requirement
For terminal series: Push-in spring terminal(RST)

Description	Number of -pos	Type	Min packing qty
Insert bridge	2	FCB 2-4	100
Insert bridge	2	FCB 2-5	100
Insert bridge	2	FCB 2-6	100
Insert bridge	2	FCB 2-8	100
Insert bridge	2	FCB 2-10	100

Center fixed bridge FBI…

Feature:

Fast lock, select the corresponding center bridge, can realize fast potential distribution, realize short circuit and jump connection, bring great convenience for electrical safety and wiring; optional insulation
cap and non-insulation cap are available to order value for users system.



FBI…/FBRI.../FBRIN



Selection of bridge

The last model of the bridge piece is the thickness of the representative terminal FBS...-5 the suitable terminal thickness of the bridge piece is 5.2, and so on

* -pos can be customized according to customer's requirement

Description	Number of -pos	Type	Min packing qty
Center bridge			
	2	FBI 2-4	10
	3	FBI 3-4	10
	4	FBI 4-4	10
	5	FBI 5-4	10
	…	…	…
	10	FBI 10-4	10
Center bridge			
	2	FBI 2-5	10
	3	FBI 3-5	10
	4	FBI 4-5	10
	5	FBI 5-5	10
	…	…	…
	10	FBI 10-5	10
Center bridge			
	2	FBRI 2-5	10
	3	FBRI 3-5	10
	4	FBRI 4-5	10
	5	FBRI 5-5	10
	…	…	…
	10	FBRI 10-5	10
Center bridge ※ For terminal series:RUKKB3、RMBKKB2.5-LA			
	2	FBRIN 2-5	10
	3	FBRIN 3-5	10
	4	FBRIN 4-5	10
	5	FBRIN 5-5	10
	…	…	…
	10	FBRIN 10-5	10
Center bridge			
	2	FBI 2-6	10
	3	FBI 3-6	10
	4	FBI 4-6	10
	5	FBI 5-6	10
	…	…	…
	10	FBI 10-6	10
Center bridge			
	2	FBI 2-8	10
	3	FBI 3-8	10
	4	FBI 4-8	10
	5	FBI 5-8	10
	…	…	…
	10	FBI 10-8	10
Center bridge			
	2	FBI 2-10	10
	3	FBI 3-10	10
	4	FBI 4-10	10
	5	FBI 5-10	10
	…	…	…
	10	FBI 10-10	10
Center bridge			
	2	FBI 2-12	10
	3	FBI 3-12	10
	4	FBI 4-12	10
	5	FBI 5-12	10
	…	…	…
	10	FBI 10-12	10

Center fixed bridge FBI…
RTK6...
WQL...



FBRI.../FBI…/RTK 6...

* -pos can be customized according to customer's requirement

Description	Number of -pos	Type	Min packing qty
Center bridge ※ For terminal series:RUIK16			
	2	FBRI 2-12	10
	3	FBRI 3-12	10
	4	FBRI 4-12	10
	5	FBRI 5-12	10
	…	…	…
	10	FBRI 10-12	10
Center bridge			
	2	FBI 2-15	50
	3	FBI 3-15	10
	4	FBI 4-15	10
	5	FBI 5-15	10
	…	…	…
	10	FBI 10-15	10
Center bridge			
	2	FBI 2-20	10
	3	FBI 3-20	10
	4	FBI 4-20	10
	5	FBI 5-20	10
Bridge ※ For terminal series:RTK6			
	2	RTK6/2L	10
	3	RTK6/3L	10
	4	RTK6/4L	10
	5	RTK6/5L	10
	…	…	…
	10	RTK6/10L	10

Bridge WQL...



Description	Number of -pos	Type	Min packing qty
Bridge ※ For terminal series:RFF35			
	2	WQL 2 RFF35	10
	3	WQL 3 RFF35	10
Bridge ※ For terminal series:RFF70			
	2	WQL 2 RFF70	10
	3	WQL 3 RFF70	10
Bridge ※ For terminal series:RFF120			
	2	WQL 2 RFF120	10
	3	WQL 3 RFF120	10
Bridge ※ For terminal series:RFF185			
	2	WQL 2 RFF185	10
	3	WQL 3 RFF185	10
Bridge ※ For terminal series:RFF300			
	2	WQL 2 RFF300	10
	3	WQL 3 RFF300	10

Fixed bridge RTB...



RTB...

For RTB series product

* -pos can be customized according to customer's requirement

Description	Number of -pos	Type	Min packing qty
RTB fixed bridge			
	2	RTB 2 - 6	100
	3	RTB 3 - 6	100
	4	RTB 4 - 6	10
	5	RTB 5 - 6	10
	…	…	…
	10	RTB 10 - 6	10
RTB fixed bridge			
	2	RTB 2 - 8	10
	3	RTB 3 - 8	10
	4	RTB 4 - 8	10
	5	RTB 5 - 8	10
	…	…	…
	10	RTB 10 - 8	10
RTB fixed bridge			
	2	RTB 2 - 10	10
	3	RTB 3 - 10	10
	4	RTB 4 - 10	10
	5	RTB 5 - 10	10
	…	…	…
	10	RTB 10 - 10	10
RTB fixed bridge			
	2	RTB 2 - 12	10
	3	RTB 3 - 12	10
	4	RTB 4 - 12	10
	5	RTB 5 - 12	10
	…	…	…
	10	RTB 10 - 12	10
RTB fixed bridge			
	2	RTB 2 - 15	10
	3	RTB 3 - 15	10
	4	RTB 4 - 15	10
	5	RTB 5 - 15	10
	…	…	…
	10	RTB 10 - 15	10
RTB fixed bridge			
	2	RTB 2 - 20	10
	3	RTB 3 - 20	10
	4	RTB 4 - 20	10
	5	RTB 5 - 20	10

Skip center bridge ISSBI…

ISSBI…

* -pos can be customized according to customer's requirement

Description	Number of -pos	Type	Min packing qty
fixed bridge			
	2	ISSBI 2-6	10
	3	ISSBI 3-6	10
	4	ISSBI 4-6	10
	5	ISSBI 5-6	10
	…	…	…
	10	ISSBI 10-6	10

For test terminal FB…-RTK/S



FB…-RTK/S

* -pos can be customized according to customer's requirement

Description	Number of -pos	Type	Min packing qty
Center bridge			
	2	FB 2-RTK/S	100
	3	FB 3-RTK/S	100
	4	FB 4-RTK/S	50
	5	FB 5-RTK/S	50
	…	…	…
	10	FB 10-RTK/S	10

For test terminal switch type

SB-RTK/S

* -pos can be customized according to customer's requirement

Description	Number of -pos	Type	Min packing qty
Center bridge			
	2	SB 2-RTK/S	10
	3	SB 3-RTK/S	10
	4	SB 4-RTK/S	10

USB-RTK/S

* -pos can be customized according to customer's requirement

Description	Number of -pos	Type	Min packing qty
Center bridge			
	2	USB 2-RTK/S	50
	3	USB 3-RTK/S	10
	4	USB 4-RTK/S	10

Side-insert bridge EB…



EB

※ -pos can be customized according to customer's requirement



Description	Number of -pos	Type	Min packing qty
Side-insert bridge			
	2	EB 2-5	100
	3	EB 3-5	50
	10	EB 10-5	100
Side-insert bridge			
	2	EB 2-6	100
	3	EB 3-6	50
	10	EB 10-6	50
Side-insert bridge			
	2	EB 2-8	100
	3	EB 3-8	100
	10	EB 10-8	50
Side-insert bridge Suitable for RUK5-HESI、RUK-SI	2	EBS 2-8	100
	3	EBS 3-8	100
	10	EBS 10-8	50

Test socket PSB…



PSB

* For diameter 4mm test plug, for RUK, RTB series

※-pos can be customized according to customer's requirement



Description	Type	Min packing qty
Test plug (M3 thread) Suitable for RUK2.5, RUK3, RUK5N, RUK... TWIN	PSB 3/10/4	10
Test plug (M4 thread) Suitable for RUK6N，RUK10N，RUK16N，RUK10–TWIN	PSB 4/7/6	10
Test plug (M6 thread) uitable for RUK35N	PSB 6/5/6	10

Test connection hole adapter PSBJ-RTK/S



PSBJ-RTK/S

* For diameter 4mm test plug

Description	Type	Min packing qty
Test plug (M3，5 thread) Suitable for RURTK/S，RTB6–RTK/S，RUT6–RTK/S	PSBJ-RTK/S YE H	100

Test socket RPAI...





Description	Type	Min packing qty
Test adapter (gray) Suitable for RPI/RPV/RUT	RPAI-...	10

Fused plug
RP-FU5*20LED



RP-FU5*20LED...

Can be used for RPI, RPV, RNS, RUT thickness 5.2 and 6.2mm breaking terminals

Description	Color	Type	Min packing qty	Type	Min packing qty
Fused plug	black	RP-FU5*20LED24 BK	100	RP-FU5*20LED250 BK	100
Terminal size					
Width/height/depth/needle pitch	mm	6.35/23/55/5.2		6.35/23/55/5.2	
Technical data in accordance withGB14048.1 / IEC947-7-1					
Max. load current/rated voltage	A / V	6.3 / 24		6.3 / 250	
Rated pulse tolerance voltage/pollution Severity	Kv / -	8 / 3		8 / 3	
Fuses		G / 5 x 20		G / 5 x 20	
LED voltage range		12 V AC/DC ~30 V AC/DC		110 V AC/DC ~310 V AC/DC	
LED current range		0.35 mA ~0.95 mA		0.2 mA ~0.6 mA	
Installation type		Plug and play installation		Plug and play installation	
Insulating material		PA		PA	
Flammability rating according to GB30847/UL 94		V 0		V 0	
Tested data					
Rated operating voltage/rated operating current	GB: V / A	24 / 6.3		250 / 6.3	
Standard		IEC60947-7-1 GB/T 14048.7		IEC60947-7-1 GB/T 14048.7	

Component plug
RP-CO



RP-CO

Can be used for breaking terminals with a total thickness of 5.2mm or more in RPV, RNS, RUT series

Description	Color	Type	Min packing qty
Component plug	grey	RP-CO GY	100
Terminal size			
Width/height/depth/needle pitch	mm	5.2/24.2/30.4/5.2	
Technical data in accordance withGB14048.1 / IEC947-7-1			
Max. load current/rated voltage	A / V	6.3 / 250	
Rated pulse tolerance voltage/pollution Severity	Kv / -	8 / 3	
Wire		Components with wiring diameters ranging from 0.5mm to 0.8mm can be used	
Installation type		Plug and play installation	
Insulating material		PA	
Flammability rating according to GB30847/UL 94		V 0	
Tested data			
Rated operating voltage/rated operating current	GB: V / A	250 / 6	
Standard		IEC60947-7-1 GB/T 14048.7	

Protective cover RAP…



RAP 2…

RAP 3…

Description	Type	Type
Insulation protection cover For terminal protection Use insert marker RAP-ES Mounting protection cover bracket at both sides or 40cm distance Length: 1m	RAP2 （Mounting on cover bracket AP 2-TU）	RAP3 （Mounting on cover bracket AP 2-TU）
Insulating protection cover bracket Mounting on G type or U type rail For fixing insulating protection cover RAP, tickness 2mm	RAP 2-TU	RAP 3-TU
Insulating protection cover bracket(with fixing nut) Mounting on G type or U type rail For fixing insulating protection cover RAP, tickness 2mm	RAP 2-TU KS	RAP 3-TU KS
Insert marker For marking terminal group, insert into insulating cover Writing area 35x500mm	RAP -ES	RAP -ES
RAP 2/ RAP 3 material Operating temperature ℃ Color	PVC -15 ～ +65 transparent	PVC -15 ～ +65 transparent
RAP 2 -TU / RAP 3-TU ...material Inflammability class according to ....GB14048 / UL94 Color	PA V 0 gray	PA V 0 gray
RAP -ES ...material Color	thick cardboard white	thick cardboard white

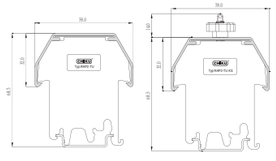

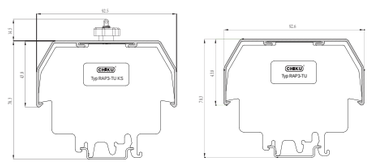

Dust cover G-…









G-10/30W

G-50W

G-75W

G-100/150W

Description	Color	Type	Type	Type	Type
Dust cover	crystal	G-10/30W	G-50W	G-75W	G-100 /150W
Material		PC	PC	PC	PC
Length		length in 1m, customized available	length in 1m, customized available	length in 1m, customized available	length in 1m, customized available
Thickness	mm	5	5	5	5
Width	mm	38	43	53	63
Corresponding to terminal block type		RBN10W、RBN15W、RBN30W、RBND15W	RBN50W	RBN75W	RBN100W、RBN150W

Mounting rail

Mounting rail complies with the European standard of EN50 022: 1977、EN50 035:1978 and EN50 045:1980。

Particular features is paid to high dimensional accuracy, restricted tolerance and outstanding surface tempering, the steel rails are galvanized, yellow or white chromate.

A line of dots is marked along the center of the rail to simplify drilling of mounting holes. All mounting rails are also available cut to length and with round or elongated holes or slots upon request.。

Mounting rails made of steel are permissible as equipotential bus-bars (PE FUNCTION) in accordance with IEC 947-7-2，However, they do not have a pen function.



TS 15 / 5.5
height 5.5, thickness 1.0



TS 35 / 7.5
height 7.5, thickness 1.0

Description	Type	Min packing qty	Type	Min packing qty
Mounting rail in accordance with EN50 045: 1980-15 × 5.5mm， un-perforated, yellow chromate, length :2m	TS 15 un-perforated TS 15 perforated	100 100		
Mounting rail In accordance with EN50 045: 1980-15 × 5.5mm， Perforated, length:2m；material:aluminum	TS 15 - AL perforated	100		
Mounting rail In accordance with EN50 022: 1977-35 × 7.5mm Un-perforated, yellow chromate, low profile, length 2 m			TS 35 / 7.5 un-perforated TS 35 / 7.5 perforated	100 100
Mounting rail In accordance with EN50 022: 1977-35 × 7.5mm， Low profit, length 2m，material:aluminum			TS 35 / 7.5 - AL perforated	100
Mounting rail In accordance with EN50 022: 1977-35 × 7.5mm， length:2m，material: high-graded steel V2A			TS 35 / 7.5–V2A un-perforated	100
Mounting rail [1)] customized:35 × 10mm, thickness 1.5mm Yellow chromate, high graded profile, length 2m				
Mounting rail [1)] Customized:35 × 10mm, thickness 1.5mm High graded profile, length 2m，material:aluminum	un-perforated			
Mounting rail In accordance with EN50 022: 1977-35 × 15mm, thickness 2.3mm Yellow chromate, high graded profile, length 2m				
Mounting rail In accordance with EN50 022: 1977-35 × 15mm, thickness 2.3mm Yellow chromate, high graded profile, length 2m				
Mounting rail In accordance with EN50 022: 1977-35 × 15mm,thickness 1.5mm High-graded profile, length 2m，material：copper				
Mounting rail In accordance with EN50 035: 1978-G32, Yellow chromate，length 2m				
Mounting rail Similar to EN50 035: 1978-G32, Length 2m，material: aluminum				
Mounting rail Size in accordance with EN50 035: 1978-G32, Length 2m，material copper	un-perforated			
Mounting rail Similar to EN50 035: 1978-G32 , Length 2m，material copper	un-perforated			
Round head: for fixing the mounting rail，M 6 × 12.8 With allen wrench SW3			ZKS M6 × 12 SW 2.5	
Material	Steel, see description for divergence		Steel, see description for divergence	

1) Aiming at the need of the practical use, SFUN specifically designed the TS 35/10 mounting rail with 1.5 mm thickness and the height of 10mm special specifications

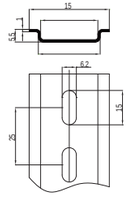

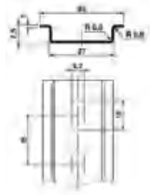



TS 35 / 10
height 10, thickness 1.5



TS 35 / 15
height 15, thickness1.5



GS 32
height 15 , high and low tolence 6

Type	Min packing qty
TS 35 / 10 perforated	100
TS 35 / 10 un-perforated	100

Type	Min packing qty
TS 15 un-perforated	100
TS 15 perforated	100
TS 15 - AL	100
TS 35 / 15 - 2.3 un-perforated	100
TS 35 / 15 un-perforated	100
TS 35 / 15 perforated	100
TS 35 / 15 - AL un-perforated	100
ZKS M 6 × 12 SW 2.5	
Steel, see description for divergence	



Type	Min packing qty
TS 35 / 7.5 un-perforated	100
TS 35 / 7.5 perforated	100
TS 35 / 7.5 - AL	100
TS 35 / 7.5 – V2Aun-perforated	
GS 32 un-perforated	30
GS 32 perforated	30
GS 32 - AL Un-perforated	30
ZKS M 6 × 12 SW 2.5	
Steel, see description for divergence	



Common product plastic color identification





Color[1)] Color code	Common product color card	Product type example
GREY: ABB“GY”, Grey degree-25%		Common color：grey, type is： RUK 5 N RUDK 4 RURTK /S RUK5 -MTK -P/P ect.
IRON GRAY: ABB“IGY”		Common color：iron gray, type is： RPITT2.5 IGY ...
BLUE: ABB“BU”		Blue，type is： RUK 5 N BU RUDK 4 BU RURTK /S BU RUK5 -MTK -P/P BU ect.
ORANGE:ABB“OG”		Orange，mainly to identify no of times “10” ig:horizontal10，10…marked ZB5，horizontal10; vertical 10，10…marked ZB5，vertical 10; horizontal 10，20…marked ZB5，horizontal10 -100; vertical 10，20…marked ZB5，vertical10 -100.
RED: ABB“RD”		Red，type is： RUK 5 N RD RUDK 4 RD RURTK /S RD RUDK 4 -MTK -P/P RD ect.
YELLOW: ABB“YE”		Yellow，type is： RUK 5 N YE RUDK 4 YE RURTK /S YE RMTK -P/P YE c
GREEN: ABB“GN”		Green, mainly to use for ground terminal block.
BLACK: ABB“BK”		Black, mainly to use for fuse and RBN series terminal block. Type is： RUK 5-HESI RUK 10-DRESI RBN 10-150W ect.
WHITE: ABB“WH”		White, mainly to use common zack strip，ig： ZB4，ZB5，ZB6，ZB8，ZB10，ZB12

[1)] product may be slight differences with color code shown in this page,
color will be subject to actual provide in-kind. Customer if you need special color,
please choose color sample or provide samples.

Qualification certificate

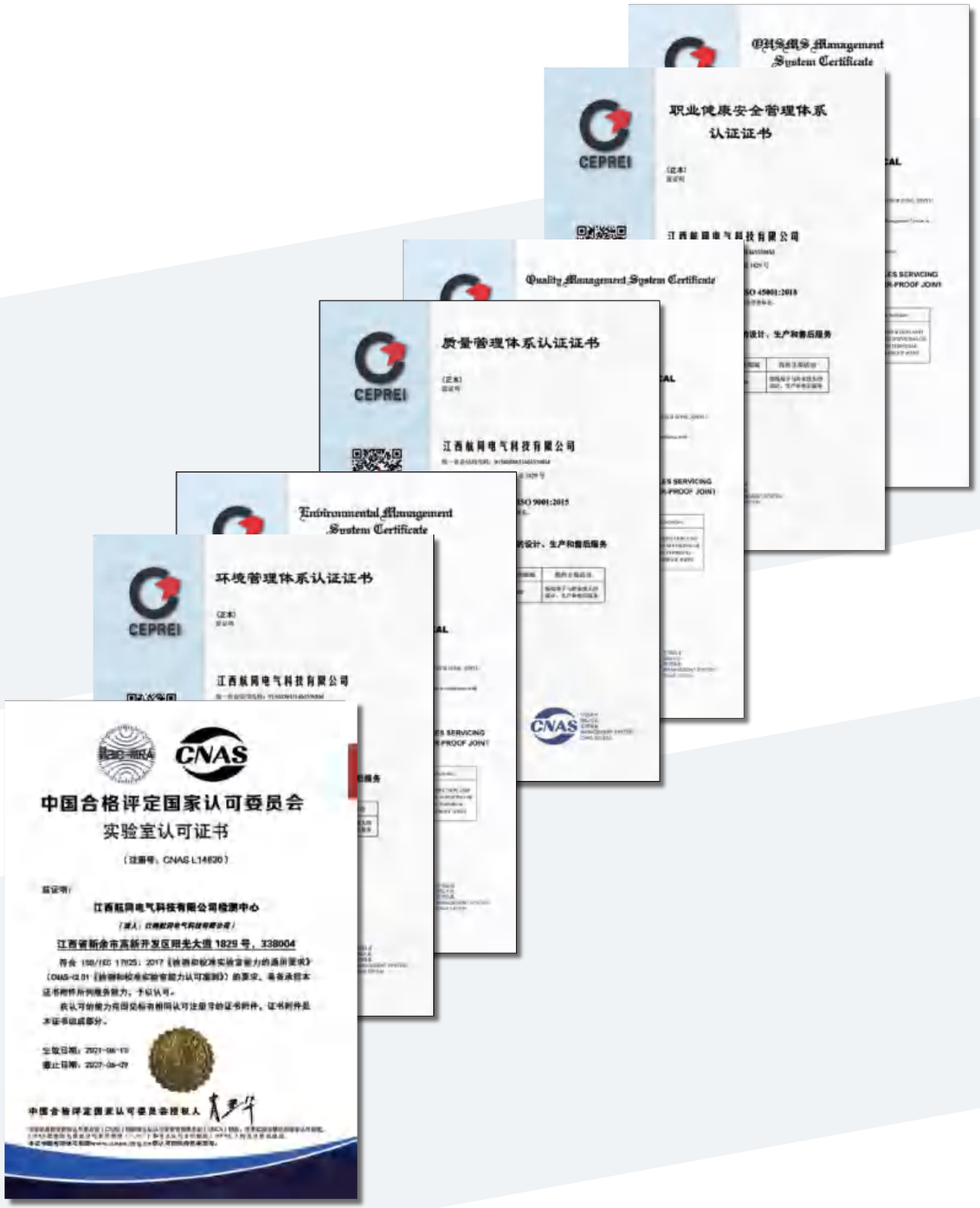

Qualification certificate

